



# Audio Adapter (Active) PMLN8334 User Guide

**JUNE 2022**

© 2022 Motorola Solutions, Inc. All rights reserved



MN008132A01-AA

# Contents

<b>Disclaimer.....</b>	<b>3</b>
<b>Safety and Legal.....</b>	<b>4</b>
Intellectual Property and Regulatory Notices.....	4
Conformity Markings.....	5
<b>Icon Conventions.....</b>	<b>6</b>
<b>Foreword.....</b>	<b>7</b>
Attention!.....	7
<b>Chapter 1: Product Overview.....</b>	<b>8</b>
1.1 Radio Operation with Adapter.....	8
<b>Chapter 2: Attaching the Adapter and Accessory.....</b>	<b>9</b>
<b>Chapter 3: Removing the Adapter and Accessory.....</b>	<b>11</b>
<b>Chapter 4: Cable Management.....</b>	<b>12</b>
<b>Chapter 5: Service and Warranty.....</b>	<b>13</b>

# Disclaimer

The information in this document is carefully examined, and is believed to be entirely reliable. However, no responsibility is assumed for inaccuracies.

Furthermore, Motorola Solutions reserves the right to change any products to improve readability, function, or design. Motorola Solutions does not assume any liability arising out of the applications or use of any product or circuit described herein; nor does it cover any license under its patent rights, nor the rights of others.

# Safety and Legal

This section provides the safety and legal information for this product.

## Intellectual Property and Regulatory Notices

### Copyrights

The Motorola Solutions products described in this document may include copyrighted Motorola Solutions computer programs. Laws in the United States and other countries preserve for Motorola Solutions certain exclusive rights for copyrighted computer programs. Accordingly, any copyrighted Motorola Solutions computer programs contained in the Motorola Solutions products described in this document may not be copied or reproduced in any manner without the express written permission of Motorola Solutions.

No part of this document may be reproduced, transmitted, stored in a retrieval system, or translated into any language or computer language, in any form or by any means, without the prior written permission of Motorola Solutions, Inc.

### Trademarks

MOTOROLA, MOTO, MOTOROLA SOLUTIONS, and the Stylized M Logo are trademarks or registered trademarks of Motorola Trademark Holdings, LLC and are used under license. All other trademarks are the property of their respective owners.

### License Rights

The purchase of Motorola Solutions products shall not be deemed to grant either directly or by implication, estoppel or otherwise, any license under the copyrights, patents or patent applications of Motorola Solutions, except for the normal non-exclusive, royalty-free license to use that arises by operation of law in the sale of a product.

### Open Source Content

This product may contain Open Source software used under license. Refer to the product installation media for full Open Source Legal Notices and Attribution content.

### European Union (EU) and United Kingdom (UK) Waste of Electrical and Electronic Equipment (WEEE) Directive



The European Union's WEEE directive and the UK's WEEE regulation require that products sold into EU countries and the UK must have the crossed-out wheeled bin label on the product (or the package in some cases). As defined by the WEEE directive, this crossed-out wheeled bin label means that customers and end-users in EU and UK countries should not dispose of electronic and electrical equipment or accessories in household waste.

Customers or end-users in EU and UK countries should contact their local equipment supplier representative or service centre for information about the waste collection system in their country.

### Disclaimer

Please note that certain features, facilities, and capabilities described in this document may not be applicable to or licensed for use on a specific system, or may be dependent upon the characteristics of

a specific mobile subscriber unit or configuration of certain parameters. Please refer to your Motorola Solutions contact for further information.

© 2022 Motorola Solutions, Inc. All Rights Reserved

## Conformity Markings



# Icon Conventions

The documentation set is designed to give the reader more visual clues. The following graphic icons are used throughout the documentation set.



**DANGER:** The signal word DANGER with the associated safety icon implies information that, if disregarded, will result in death or serious injury.



**WARNING:** The signal word WARNING with the associated safety icon implies information that, if disregarded, could result in death or serious injury, or serious product damage.



**CAUTION:** The signal word CAUTION with the associated safety icon implies information that, if disregarded, may result in minor or moderate injury, or serious product damage.

**CAUTION:** The signal word CAUTION may be used without the safety icon to state potential damage or injury that is not related to the product.



**IMPORTANT:** IMPORTANT statements contain information that is crucial to the discussion at hand, but is not CAUTION or WARNING. There is no warning level associated with the IMPORTANT statement.



**NOTE:** NOTICE contains information more important than the surrounding text, such as exceptions or preconditions. They also refer the reader elsewhere for additional information, remind the reader how to complete an action (when it is not part of the current procedure, for instance), or tell the reader where something is on the screen. There is no warning level associated with a notice.

# Foreword

## Attention!

The PMLN8334 Audio Adapter (Active) is only compatible with audio accessories product.

This PMLN8334 Audio Adapter (Active) is non-certified for ATEX/IECEX, TIA4950, or any Hazardous Location certification. It provides functionality and operation of existing GCAI audio accessories to the APX N radio.

Purchaser assumes all responsibility for the use, testing, certifications, and compliance with relevant regulatory requirements of this adapter, any accessories used with the adapter and the combination of the adapter with such accessories.

## Chapter 1

# Product Overview

The PMLN8334 is an Audio Adapter (Active).



**NOTE:** Contact a Motorola Solutions representative for your radio compatibility with the audio accessory adapter and applicable audio accessories.

### 1.1

## Radio Operation with Adapter

The radio operation changes when the adapter with an audio accessory is attached to the radio. For example, the radio audio is muted and routed through the adapter to the attached audio accessory. When the adapter without an audio accessory, is attached to the radio, the radio functions normally, however, this practice is not recommended.

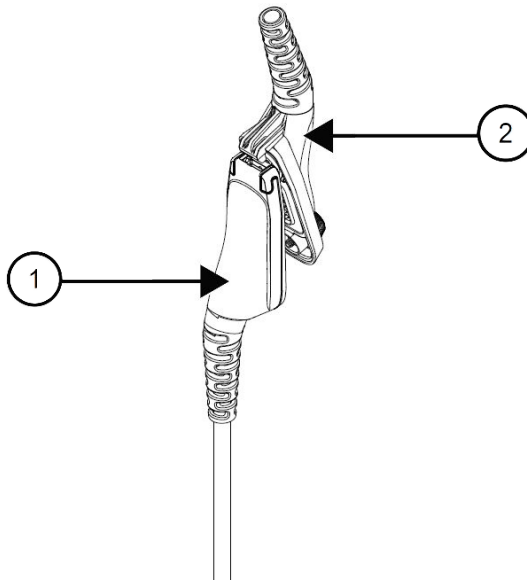


## Chapter 2

# Attaching the Adapter and Accessory

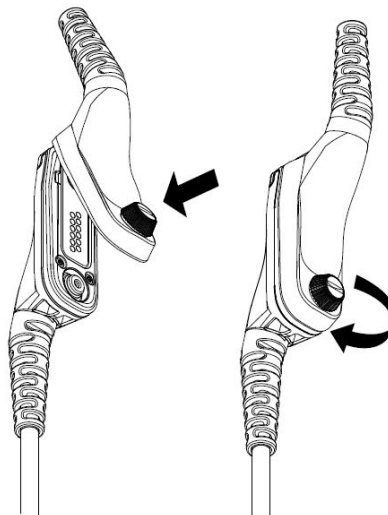
### Procedure:

- 1 To attach the audio accessory to the adapter, hook on the accessory Global Core Accessory Interface (GCAI) connector to the adapter.

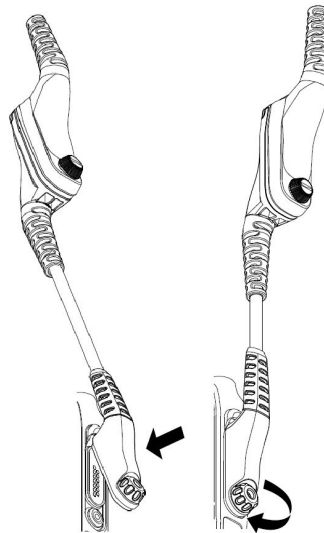


Number	Description
1	Adapter
2	Accessory GCAI connector

- 2 Insert the accessory GCAI connector and turn the screw clockwise.



- 3 To attach the adapter to the radio, hook the GCAI Mini connector and turn the screw clockwise.



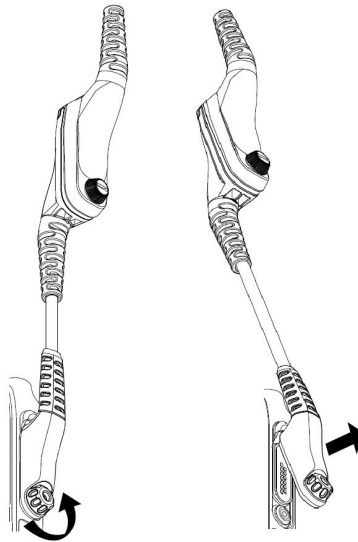
- 4 Turn on the radio.

## Chapter 3

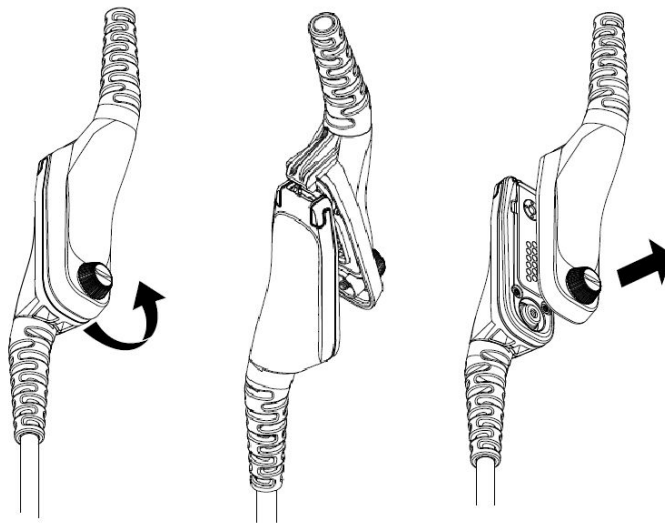
# Removing the Adapter and Accessory

### Procedure:

- 1 Turn off the radio.
- 2 To remove the adapter from the radio, turn the screw anti-clockwise and detach the Global Core Accessory Interface (GCAI) Mini connector.



- 3 To remove the GCAI audio accessory from the adapter, turn the screw anti-clockwise and detach the connector.

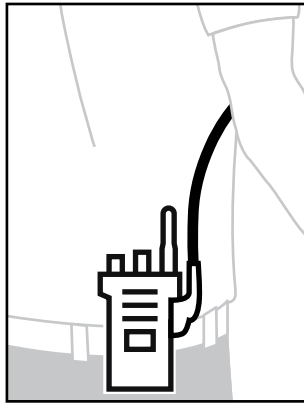


## Chapter 4

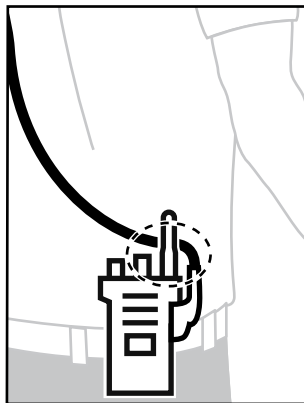
# Cable Management

This section describes the recommended cable position.

**Figure 1: Recommended**



**Figure 2: Not Recommended**



To ensure optimum range and user experience, it is recommended to avoid crossing accessory cable with the radio antenna.

## Chapter 5

# Service and Warranty

The PMLN8334 Audio Adapter is not repairable. Order a replacement adapter as necessary.

The audio adapter is covered under the standard Motorola Solutions one-year limited warranty. Refer to your Motorola Solutions dealer or point-of-purchase for detailed information on warranty replacement.