



Historical Reports

NOVEMBER 2016

MN003296A01-A

Copyrights

The Motorola Solutions products described in this document may include copyrighted Motorola Solutions computer programs. Laws in the United States and other countries preserve for Motorola Solutions certain exclusive rights for copyrighted computer programs. Accordingly, any copyrighted Motorola Solutions computer programs contained in the Motorola Solutions products described in this document may not be copied or reproduced in any manner without the express written permission of Motorola Solutions.

© 2016 Motorola Solutions, Inc. All Rights Reserved

No part of this document may be reproduced, transmitted, stored in a retrieval system, or translated into any language or computer language, in any form or by any means, without the prior written permission of Motorola Solutions, Inc.

Furthermore, the purchase of Motorola Solutions products shall not be deemed to grant either directly or by implication, estoppel or otherwise, any license under the copyrights, patents or patent applications of Motorola Solutions, except for the normal non-exclusive, royalty-free license to use that arises by operation of law in the sale of a product.

Disclaimer

Please note that certain features, facilities, and capabilities described in this document may not be applicable to or licensed for use on a particular system, or may be dependent upon the characteristics of a particular mobile subscriber unit or configuration of certain parameters. Please refer to your Motorola Solutions contact for further information.

Trademarks

MOTOROLA, MOTO, MOTOROLA SOLUTIONS, and the Stylized M Logo are trademarks or registered trademarks of Motorola Trademark Holdings, LLC and are used under license. All other trademarks are the property of their respective owners.

European Union (EU) Waste of Electrical and Electronic Equipment (WEEE) directive



■ The European Union's WEEE directive requires that products sold into EU countries must have the crossed out trash bin label on the product (or the package in some cases).

As defined by the WEEE directive, this cross-out trash bin label means that customers and end-users in EU countries should not dispose of electronic and electrical equipment or accessories in household waste.

Customers or end-users in EU countries should contact their local equipment supplier representative or service centre for information about the waste collection system in their country.

This page intentionally left blank.

Contact Us

Motorola Solutions Support Center

The Solutions Support Center (SSC) is the primary Motorola Solutions support contact. Call:

- Before any software reload.
- To confirm troubleshooting results and analysis before removing and replacing a Field Replaceable Unit (FRU) and Field Replaceable Entity (FRE) to repair the system.

For...	Phone
United States Calls	800-221-7144
International Calls	302-444-9800

North America Parts Organization

For assistance in ordering replacement parts or identifying a part number, contact the Motorola Solutions Parts organization. Your first response when troubleshooting your system is to call the Motorola Solutions SSC.

For...	Phone
Phone Orders	800-422-4210 (US and Canada Orders) For help identifying an item or part number, select choice 3 from the menu.
	302-444-9842 (International Orders) Includes help for identifying an item or part number and for translation as needed.
Fax Orders	800-622-6210 (US and Canada Orders)

Comments

Send questions and comments regarding user documentation to documentation@motorolasolutions.com.

Provide the following information when reporting a documentation error:

- The document title and part number
- The page number with the error
- A description of the error

We welcome your feedback on this and other Motorola Solutions manuals. To take a short, confidential survey on Motorola Solutions Customer Documentation, go to docsurvey.motorolasolutions.com or scan the following QR code with your mobile device to access the survey.



This page intentionally left blank.

Document History

Version	Description	Date
MN003296A01-A	Original release of the <i>Historical Reports</i> manual	November 2016

This page intentionally left blank.

Contents

Copyrights.....	3
Contact Us.....	5
Document History.....	7
List of Figures.....	11
List of Tables.....	13
List of Procedures.....	15
About Historical Reports.....	17
What is Covered In This Manual.....	17
Helpful Background Information.....	17
Related Information.....	17
Chapter 1: Historical Reports Description.....	19
1.1 Historical Reports Introduction.....	19
1.2 Historical Reports Features.....	19
1.3 Report Templates.....	19
1.3.1 Standard System Reports.....	20
1.3.2 Standard Zone Reports.....	21
1.4 Time Intervals.....	24
Chapter 2: Historical Reports Operation.....	27
2.1 Starting, Selecting, and Outputting Historical Reports.....	27
2.1.1 Entering Historical Report Parameters Values.....	27
2.2 Viewing Historical Reports.....	28
2.3 Export Historical Reports.....	28
2.3.1 Export Directory.....	28
2.3.2 Exporting Historical Reports.....	29
2.4 Printing a Historical Report.....	29
2.5 Schedule Historical Reports.....	30
2.5.1 Scheduling Historical Reports.....	30
2.5.2 Scheduling a Weekly Report with Recent Data.....	32
2.6 Examples of Historical Reports.....	32
2.6.1 Zone Configuration Example Data.....	33
2.6.2 Generating a Report using Talkgroup Alias or Talkgroup ID.....	33
2.6.3 Generating a Report for Talkgroup Alias Containing a Specific Word.....	37
2.6.4 Generating a Report for Talkgroup Alias Ending with a Specific Word.....	38
2.6.5 Generating a Report for Talkgroup Alias Beginning with a Specific Word.....	39
2.6.6 Generating a Report for Talkgroup ID within a Specific Range.....	40

2.7 Custom Historical Reports.....	41
2.7.1 Database Setup.....	42
2.7.2 Installing Crystal Reports.....	43
2.7.3 Creating a New Custom Report.....	43
2.7.4 Updating Data Source in Existing Custom Report.....	45
2.7.5 Customizing an Existing Report.....	45
2.8 Historical Reports Online Help.....	45
Chapter 3: Historical Reports Reference.....	47
3.1 Historical Reports Main Window.....	47
3.2 Historical Reports Dialog Boxes Description.....	47
3.2.1 Enter Values Dialog Box.....	48
3.2.2 Report Scheduler.....	49
3.3 Standard System Historical Reports.....	51
3.3.1 System Historical Reports Statistics.....	52
3.4 Standard Zone Historical Reports.....	64
3.4.1 Zone Historical Reports Statistics.....	68
3.5 Additional Statistics for Custom Reports.....	108
3.5.1 Zone Statistics for Custom Reports.....	108
3.5.2 System Statistics for Custom Reports.....	118
3.5.3 Channel Statistics for Custom Reports.....	120
3.5.4 Site and Console Site Statistics for Custom Reports.....	123
3.5.5 Talkgroup Statistics for Custom Reports.....	132
3.5.6 Radio User Statistics for Custom Reports.....	135
3.5.7 Talkgroup at Site Statistics for Custom Reports.....	136

List of Figures

Figure 1: Report Name.....	34
Figure 2: Talkgroup Alias.....	34
Figure 3: Talkgroup ID.....	35
Figure 4: Time Range.....	35
Figure 5: Interval Length.....	36
Figure 6: Include Charts.....	36
Figure 7: Historical Reports Tasks Main Window.....	47

This page intentionally left blank.

List of Tables

Table 1: Predefined System-Level Historical Reports.....	20
Table 2: Predefined Zone-Level Historical Reports.....	21
Table 3: Zone-Level and System-Level Objects Stored by Interval.....	24
Table 4: Zone Configuration Data.....	33
Table 5: Result for All Police Talkgroups or Talkgroups related to CITY_A.....	36
Table 6: Result for Talkgroups with Talkgroup Alias Containing CITY.....	38
Table 7: Result for Talkgroups with Talkgroup Alias Ending with “_C”.....	39
Table 8: Result for Talkgroups with Talkgroup Alias Beginning with “BUS”.....	40
Table 9: Result for Talkgroups within a Specific Talkgroup ID Range.....	41
Table 10: Historical Zone Infrastructure and Talkgroup Data.....	42
Table 11: Historical System Infrastructure and Talkgroup Data	42
Table 12: Enter Values Dialog Box Fields Description.....	48
Table 13: Report Scheduler Main Window.....	49
Table 14: Report Scheduler Schedule Wizard.....	49
Table 15: Standard System Historical Reports.....	51
Table 16: System Historical Reports Statistics.....	52
Table 17: Standard Zone Historical Reports.....	64
Table 18: Zone Historical Report Statistics.....	69
Table 19: Zone Statistics for Custom Reports.....	108
Table 20: System Statistics for Custom Reports.....	118
Table 21: Channel Statistics for Custom Reports.....	120
Table 22: Site and Console Site Statistics for Custom Reports.....	123
Table 23: Talkgroup Statistics for Custom Reports.....	132
Table 24: Radio User Statistics for Custom Reports.....	135
Table 25: Talkgroup Statistics for Custom Reports.....	136

This page intentionally left blank.

List of Procedures

Starting, Selecting, and Outputting Historical Reports	27
Entering Historical Report Parameters Values	27
Viewing Historical Reports	28
Exporting Historical Reports	29
Printing a Historical Report	29
Scheduling Historical Reports	30
Scheduling a Weekly Report with Recent Data	32
Generating a Report using Talkgroup Alias or Talkgroup ID	33
Generating a Report for Talkgroup Alias Containing a Specific Word	37
Generating a Report for Talkgroup Alias Ending with a Specific Word	38
Generating a Report for Talkgroup Alias Beginning with a Specific Word	39
Generating a Report for Talkgroup ID within a Specific Range	40
Installing Crystal Reports	43
Creating a New Custom Report	43
Updating Data Source in Existing Custom Report	45
Customizing an Existing Report	45

This page intentionally left blank.

About Historical Reports

Historical Reports is a Private Radio Network Management (PRNM) Suite application that allows you to generate reports for system-wide activity and for individual zones.

What is Covered In This Manual

This booklet contains the following chapters:

- [Historical Reports Description on page 19](#). This chapter describes the features and templates of Historical Reports.
- [Historical Reports Operation on page 27](#). This chapter details tasks that you will perform once the Historical Reports application is installed and operational on your system.
- [Historical Reports Reference on page 47](#). This chapter contains supplemental reference information relating to the report display and statistics.

Helpful Background Information

Motorola Solutions offers various courses designed to assist in learning about the system. For information, go to <http://www.motorolasolutions.com/training> to view the current course offerings and technology paths.

Related Information

Refer to the following documents for associated information about the radio system.

Related Information	Purpose
<i>Standards and Guidelines for Communication Sites (6881089E50)</i>	Provides standards and guidelines that should be followed when setting up a Motorola Solutions communications site. Also known as R56 manual. This manual may be purchased on CD 9880384V83, by calling the North America Parts Organization at 800-422-4210 (or the international number: 302-444-9842).
<i>System Overview and Documentation</i>	Provides an overview of the ASTRO [®] 25 new system features, documentation set, technical illustrations, and system-level disaster recovery that support the ASTRO [®] 25 radio communication system.

This page intentionally left blank.

Chapter 1

Historical Reports Description

This chapter provides a high-level description of Performance Management and the function it serves on your system.

1.1

Historical Reports Introduction

Historical Reports is a Private Radio Network Management (PRNM) Suite application that allows you to generate reports for system-wide activity and for individual zones. These reports display data that is stored on the server.

The Historical Reports application generates reports of statistical data that is gathered at specific, predefined time intervals. You can then create reports from this data to monitor and analyze information about zones, sites, channels, talkgroups, and users. This data is displayed using predefined report templates and parameters. Historical Reports is based on a third-party application (Crystal Reports).

You can use Historical Reports for resource management. For example, you can determine if interconnect resources are being overused because too many interconnect calls appear in the report. Historical reports allow you to do long-term analysis of traffic data.

You can only view or import to file Historical Reports smaller than 30,000 pages. Motorola Solutions recommends splitting the report into two or three smaller ones. Do not exceed 2,000 objects (radio users, talkgroups etc.) per report.

1.2

Historical Reports Features

You can use Historical Reports to do the following:

- View reports on screen.
- Print a report hard copy.
- Export reports to one of the following formats:
 - Comma Separated Values (CSV) - suitable for export to database programs, such as Microsoft Access or Excel.
 - Adobe Portable Document Format (PDF)
 - Microsoft Word Format
 - Microsoft Excel Format
 - Native Crystal Reports Format (rpt)
 - Rich Text Format (rtf)
- Use the Report Scheduler window to schedule zone-wide and system-wide reports to occur automatically at specified times with an output to a printer or data file.

1.3

Report Templates

This section describes the Historical Reports system-level and zone report templates.

1.3.1

Standard System Reports

System Historical Reports allows you to generate different types of system-level reports by resources, such as user, talkgroup, and system usage.

For example, the **User at System Summary Report** summarizes the use of the system, providing such information as the total number of all calls.

You can find a complete list of system report names, descriptions, and parameters in the Reference chapter of this manual.

The following table provides a description of all the predefined **system-level** historical reports provided by the System Historical Reports application.

Table 1: Predefined System-Level Historical Reports

Report Name	Description
User at System	Provides details of a specific user's call activity throughout the system. This report furnishes the total amount and duration of each call type. It can be used to profile a user's activity patterns.
User at System Summary	Provides a summary of a specific user's call activity throughout the system. This report furnishes a comparison of the amount and duration of active and busy calls. It can be used to analyze a user's activity performance level.
System Busy	Provides a breakdown of average and maximum busy duration by call type throughout the system. This report allows you to determine which call types experience the most busies. It can be used to help pinpoint where possible configuration and resource improvements can be made.
System Data Detail	Provides a summary of data call activity throughout the system.
System Voice Detail	Provides details of call activity throughout the system. This report furnishes the total amount and duration of each call type. It can be used to profile radio system activity by call type.
System Summary	Provides a summary of call activity throughout the system. This report furnishes a comparison of the amount and duration of active and busy calls on the system. It can be used to analyze the system's performance level.
System Voice and Data Detail	Provides a summary of data call and limited voice call activity throughout the system.
Talkgroup at System	Provides details of a specific talkgroup's call activity throughout the system. This report furnishes the total amount and duration of each call type by talkgroup. It can be used to profile a talkgroup's activity patterns.
Talkgroup at System Summary	Provides a summary of a specific talkgroup's call activity throughout the system. This report furnishes a comparison of the amount and duration of active and busy calls by the talkgroup. It can be used to analyze a talkgroup's activity performance level.
Radio Authentication	Provides detailed numbers of radio registrations that were successful, failed, or were not challenged for authentication. The statistics are counted per zone but display summarized per system.

Table continued...

Report Name	Description
User at InterSystem	Provides details of a specific user's intersystem call activity. This report furnishes the total amount and duration of each call type. It can be used to profile a user's intersystem activity patterns.
Talkgroup at InterSystem	Provides details of a specific talkgroup's intersystem call activity. This report furnishes the total amount and duration of each call type by talkgroup. It can be used to profile a talkgroup's intersystem activity patterns.
InterSystem Voice Detail	Provides details of intersystem call activity. This report furnishes the total amount and duration of each call type. It can be used to profile radio intersystem system activity by call type.
Group Calls per Systems	Provides statistical data on the number system involved in group calls. It can be used to profile radio intersystem system activity.

1.3.2

Standard Zone Reports

Zone Historical Reports allows you to create different types of zone-level reports by resources, such as channel, user, site, talkgroup, zone, ATIA packets, and shared service.

For example, the **Zone Busy Report** provides busy statistics at the zone level.

You can find a complete list of zone report names, descriptions, and parameters in the Reference chapter of this manual.

The following table provides a description of all the predefined **zone-level** historical reports provided by the Historical Reports application.

Table 2: Predefined Zone-Level Historical Reports

Report Name	Description
Channel	Provides details of a specific channel's call activity within the zone. This report furnishes the amount and duration of each call type using the channel. Use it to profile a channel's activity patterns.
Channel FDMA vs. TDMA	Provides details of call activity by channel within a zone with the distinction between FDMA and TDMA channels.
User at Zone	Provides details of a specific user's call activity within the zone. This report furnishes the total amount and duration of each call type. Use it to profile a user's activity patterns.
User at Zone Summary	Provides a summary of a specific user's call activity within the zone. This report furnishes a comparison of the amount and duration of active and busy calls. Use it to analyze a user's activity performance level.
Shared Service Site Detail	Provides details of successful and unsuccessful calls by type in sites within a zone, and DSSA configuration parameters and status. Use it to analyze which call types encounter the most call denials (or "busies") in each site.
Shared Service Site Summary	Provides a summary of phone call activity by site within a zone and DSSA status. It is used to obtain a condensed view of site usage and DSSA status.

Table continued...

Report Name	Description
Site Busy	Provides a breakdown of average and maximum busy duration by call type of each site within the zone. This report allows you to determine which call types experience the most busies. It can be used to help pinpoint where possible configuration and resource improvements can be made.
Site Busy by Access Method Type	Provides a breakdown of average and maximum busy duration by call type of each site within the zone. This report allows you to determine which call types experience the most busies. It can be used to help pinpoint where possible configuration and resource improvements can be made.
Site Busy FDMA vs. TDMA	Provides an analysis of average and maximum FDMA and TDMA call busy durations for different call types by site within a zone. Use this report to analyze which FDMA and TDMA call types encounter the longest delays for service in each site.
Site Channel Type Utilization Summary	Provides details of call activity by channel type – FDMA, TDMA, or Dynamic.
Site Data Detail	Provides a summary of data call activity throughout the site.
Site Resource Busy	Provides a percentage analysis by the number of calls per busy by site per zone. It provides a good indication of call congestion amount by site.
Site Resource Busy FDMA vs. TDMA	Provides a percentage analysis by the number of calls per busy by site per zone. It provides an indication of call congestion amount by site with the distinction between FDMA and TDMA.
Site Voice Detail	Provides details of call activity of each site within the zone. This report furnishes the total amount and duration of each call type. It can be used to profile radio system activity by call type.
Site Voice Detail by Access Method Type	Provides details of call activity of each site within the zone. This report furnishes the total amount and duration of each call type. It can be used to profile radio system activity by call type.
Site Voice Detail FDMA vs. TDMA	Provides details of successful/unsuccessful calls by type in sites within a zone. Use this report to analyze which call types encounter the most call denials (or “busies”) in each site.
Site Voice and Data Detail	Provides a summary of data call and limited voice call activity at the site.
Site Voice Detail 2 FDMA vs. TDMA	Provides a summary of site voice activity: summarized call duration, maximum and average call activity at the site.
Site Summary	Provides a summary of call activity of each site within the zone. This report furnishes a comparison of the amount and duration of active and busy calls of each site within the zone. It can be used to analyze a zone's performance level.
Site Summary FDMA vs. TDMA	Provides a summary of call activity by site within a zone with the FDMA and TDMA distinction.
Conventional Talkgroup at Conventional Talkgroup Channel	Provides details of conventional talkgroup call activity on a conventional talkgroup channel or for external conventional channels configured in the system. This report furnishes the total amount and duration of each

Table continued...

Report Name	Description
	call type by conventional talkgroup. It can be used to profile a talkgroup's activity patterns on a single conventional talkgroup channel.
Talkgroup at Site	Provides a summary of call activity by talkgroup in each site within the zone. It can be used to analyze a site's call activity by talkgroup.
Talkgroup at Zone	Provides details of conventional and trunking talkgroup call activity within the system. This report furnishes the total amount and duration of each call type by talkgroup. It can be used to profile a talkgroup's activity patterns within the zone.
Talkgroup at Zone by Access Method Type	Provides details of talkgroup call activity within the system. This report furnishes the total amount and duration of each call type by talkgroup. It can be used to profile a talkgroup's activity patterns within the zone.
Talkgroup at Zone Summary	Provides a summary of conventional and trunking talkgroup call activity within the zone. This report furnishes a comparison of the amount and duration of active and busy calls by the talkgroup. It can be used to analyze a talkgroup's activity performance level within the zone.
Zone Busy	Provides a breakdown of average and maximum busy duration by call type within the zone. This report allows you to determine which call types experience the most busies. It can be used to help pinpoint where possible configuration and resource improvements can be made.
Zone Busy Conventional Talkgroup	Provides a breakdown of average and maximum busy call duration by conventional talkgroups within the zone. This report allows you to determine which conventional talkgroups experience the most busies. It can be used to help pinpoint where possible configuration and resource improvements can be made.
Zone Busy by Access Method Type	Provides a breakdown of average and maximum busy duration by call type within the zone. This report allows you to determine which call types experience the most busies. It can be used to help pinpoint where possible configuration and resource improvements can be made.
Zone Data Detail	Provides a summary of data call activity throughout the zone.
Zone Voice Detail	Provides details of successful and unsuccessful calls by type within an entire zone. It is used to analyze which call types encounter the most call denials (or "busies") in a zone.
Zone Voice Detail by Access Method Type	Provides details of successful and unsuccessful calls by type within an entire zone. It is used to analyze which call types encounter the most call denials (or "busies") in a zone.
Zone Summary	Provides details of call activity within the system. This report furnishes the total amount and duration of each call type. It can be used to profile radio system activity by call type.
Zone Voice and Data Detail	Provides a summary of data call and limited voice call activity throughout the zone.
ATIA Call Activity Packets	Provides details of Air Traffic Information Activity (ATIA) call activity type packets received in a zone. It is used to analyze call activity packet characteristics within a zone.
ATIA CZU (Controlling Zone Update) Packets	Provides details of ATIA CZU type packets received in a zone. It is used to analyze CZU packet characteristics within a zone.

Table continued...

Report Name	Description
ATIA Miscellaneous Packets	Provides details of ATIA miscellaneous type packets received in a zone. It is used to analyze miscellaneous packet characteristics within a zone.
ATIA MU (Mobility Update) Packets	Provides details of ATIA MU type packets received in a zone. It is used to analyze MU packet characteristics within a zone.
ATIA Packets Summary	Provides a summary of ATIA packet amounts received within a zone. It is used to obtain a condensed view of ATIA packet usage within a zone.
ATIA Radio Command Packets	Provides details of ATIA radio command type packets received in a zone. It is used to analyze radio command packet characteristics within a zone.
ATIA RST (Radio Status Traffic) Packets 1	Provides details of ATIA RST type 1 packets received in a zone. It is used to analyze RST type 1 packet characteristics within a zone.
ATIA RST (Radio Status Traffic) Packets 2	Provides details of ATIA RST type 2 packets received in a zone. It is used to analyze RST type 2 packet characteristics within a zone.
ATIA System Request and Response Packets	Provides details of ATIA system request and response type packets received in a zone. It is used to analyze system request and response packet characteristics within a zone.
Console Site Detail	Provides details of the call activity involving the selected console site.
Console Site Summary	Provides a summary of the total call counts and the use of the available bandwidth for trunking and conventional calls involving the selected console site.

1.4 Time Intervals

Historical data is stored in time-based intervals. For each interval type, the oldest interval in storage is removed as a new interval is added to storage. The timed intervals are defined as follows:

- Every 15 minutes for 100 intervals (approximately one day, zone level only)
- Hourly for 241 intervals (approximately ten days, system and zone level)
- Daily for 62 intervals (approximately two months, system and zone level)
- Monthly for 36 months (three years, system and zone level)

The following table shows which zone-level and system-level objects are stored and at what intervals.

Table 3: Zone-Level and System-Level Objects Stored by Interval

Object	15 Minutes	Hourly	Daily	Monthly
Zone-level				
Zone	✓	✓	✓	✓
Site	✓	✓	✓	✓
Channel	✓	✓	✓	✓
Talkgroup at Zone	✓	✓	✓	✓

Table continued...

Object	15 Minutes	Hourly	Daily	Monthly
User at Zone		✓	✓	✓
System-level				
System		✓	✓	✓
Talkgroup at System		✓	✓	✓
User at System		✓	✓	✓

This page intentionally left blank.

Chapter 2

Historical Reports Operation

Historical Reports allows the user to perform a variety of operations such as viewing, exporting, scheduling, and printing predefined report templates.

All user initiated operations supported by the Historical Reports are described in this chapter.

2.1

Starting, Selecting, and Outputting Historical Reports

Historical Reports are viewed, printed, exported, and scheduled from the Motorola Private Radio Network Management (PRNM) Suite application launcher.

Procedure:

- 1 Double-click the **PRNM** icon on the desktop.
- 2 Choose the report type.

If...	Then...
If you want to run system-level historical reports,	perform the following actions: a Double-click the System Historical Reports icon. b Continue with step 4
If you want to run zone-level historical reports,	perform the following actions: a Double-click the icon for the zone that you want to monitor. Step result: The applications associated with the selected zone appear in the contents pane. b Continue with step 3

- 3 Double-click the **Zone Historical Reports** icon.
- 4 Select a report name from the **Report Name** list field on the Historical Reports dialog box.
- 5 Choose an output for the report:
 - If you want to view the report online, click **View**. See [Entering Historical Report Parameters Values on page 27](#)
 - If you want to create a report for printing, click **Print**. See [Entering Historical Report Parameters Values on page 27](#)
 - If you want to create a report for export to a file, click **Export**. See [Entering Historical Report Parameters Values on page 27](#) and [Exporting Historical Reports on page 29](#).
 - If you want to schedule the report to print or export, click **Schedule**. See [Scheduling a Historical Report](#).

2.1.1

Entering Historical Report Parameters Values

The creation of historical reports require the selection of specific report parameters, such as time range and interval length.

Procedure:

- 1 To open the **Enter Values** dialog boxes, click **View**, **Export**, or **Print** in the **Report Selection** dialog box.



NOTICE: The **Enter Values** dialog boxes contain different parameters depending on the selected historical report. See [Enter Values Dialog Box](#) for detailed descriptions of the parameters.

- 2 Enter the relevant parameters in the separate dialog boxes, and click **Finish** to view, export, print, or schedule the report.



NOTICE: The start value is required to run a report. Some reports may have multiple screens for entering data.



NOTICE: When invalid data is entered, a warning message opens and the invalid data is displayed in red. Once the invalid data is corrected and accepted by the application, it may remain red but no warning message is displayed.

2.2

Viewing Historical Reports

The viewing of historical reports allows the user to examine the content before performing any additional operations, such as exporting or printing.

Procedure:

- 1 Select a report name from the **Report Name** field on the Historical Reports dialog box.
- 2 Click **View**.

The Enter Values dialog box appears.

- 3 Enter the appropriate values in either the **range** or **value** fields. See [Enter Values Dialog Box on page 48](#) for descriptions of the parameters.

2.3

Export Historical Reports

Historical reports can be exported as a PDF document, Comma-Separated Value (CSV) data, Microsoft Word, Microsoft Excel, Native Crystal Reports Format (rpt), or Rich Text Format (rtf).

The viewing of exported reports or data depends on the export method selected by the user.

2.3.1

Export Directory

The export directory for historical reports is used for storing exported reports that are scheduled.

If an export of a historical report is scheduled, a destination directory is created automatically in the specified location. This directory contains the file that makes up the exported report. The directory name is the name of the report with the time the export occurs appended to it. This creates a directory every time a scheduled report is run. For example, if you have a report scheduled to export to a certain directory every day, then the destination you select will contain seven report directories after one week.

The basic path is as follows:

```
<location specified for export>\<report name> <export time>\
```

Example:

```
c:\temp\Zone Summary December 19, 2008 10.08.23\
```



NOTICE: If reports are scheduled to occur periodically, the destination drive may become full. To avoid this situation, regularly delete unwanted reports.

2.3.2

Exporting Historical Reports

Historical reports can be exported into a format that is suitable for other external applications.

Procedure:

- 1 Click **Export** in the Report Selection dialog box.

The Format Selection dialog box appears.

- 2 Select one of the following file format type for export:

- Comma-Separated Values (csv) - suitable for export to database programs, such as Microsoft Access.
- Adobe® Portable Document Format (PDF) - creates a PDF file of the report. This format is suitable for viewing in an Adobe Reader window.
- Microsoft Word Format
- Microsoft Excel Format
- Native Crystal Reports Format (rpt)
- Rich Text Format (rtf)

- 3 Click **OK**.

The Browse for Folder dialog box appears.

- 4 Select the target directory to save the report file.



NOTICE: Ensure that there is sufficient disk space to save the exported file. Insufficient disk space can cause the Historical Reports application to error.

- 5 Enter the desired parameters in the separate dialog boxes, and click **Finish**.



NOTICE: The Enter Values dialog boxes contain different parameters depending on the selected historical report.

The application creates the exported file in the selected location. The Export Completed dialog box displays.

2.4

Printing a Historical Report

Procedure:

- 1 Select a report name from the **Report Name** list on the Historical Selection Reports dialog box.

The selected report name appears in the Report Name field.

- 2 Click **Print**.

- 3 Enter the desired parameters in the separate dialog boxes, and click **Finish**. See [Enter Values Dialog Box on page 48](#) for a description of the parameters.



NOTICE: The Enter Values dialog boxes contain different parameters depending on the selected historical report.

- 4 Select a printer from the **Name** list.



NOTICE: Use only Motorola Solutions certified printers. The print quality from a non-certified printer may be poor, page layout may be displaced, and the colors may differ from the screen display. In case a certified printer is not available, export the report to a PDF file before printing.

- 5 Select the number of copies from the **Number of Copies**.
- 6 Set additional print options if necessary.
- 7 Click **OK**.

2.5

Schedule Historical Reports

The option to schedule a historical report allows the user to decide when a specific report is processed. A scheduled historical report is known as a job. Each job is saved using a unique name (using the date and time when the report is exported).

Each of the historical reports can be run in multiple jobs. For example, you may schedule a job that runs the Zone Busy report each Monday and another one that runs the Zone Busy report once a month.

2.5.1

Scheduling Historical Reports

Use this procedure to schedule a daily, weekly, monthly or single report. Previously scheduled reports are called jobs. A time range of data, set as one of the scheduled report parameters, is fixed. It does not increment automatically when the scheduled job is triggered. The start date and recurring pattern must not be confused with the time range of data that is shown in a scheduled report.

Prerequisites: See [Report Scheduler on page 49](#) for details of the Report Scheduler windows.

Procedure:

- 1 Open the **Report Scheduler** and select one of the following options:

If...	Then...
If you want to create a new job,	perform the following actions: a Click New . b In the Schedule wizard dialog box, type a name for the new job and click Next . c Continue to step 2 .
If you want to edit an existing job,	perform the following actions: a From the Choose schedule drop-down list, select a job and click Edit . b Provide a new name if you want to change the existing job name, and click Next . c Continue to step 2 .
If you want to delete a selected job,	click Delete .

- 2 In the **Schedule wizard** dialog box, select one of the following options:

If...	Then...
If you select Daily,	perform the following actions: a In the Start field, set the start date of the job. b In the Recur every field, type the number of days between the recurrences of the job. c Click Next . d Continue to step 3 .
If you select Weekly,	perform the following actions: a In the Start field, set the start date of the job. b In the Recur every field, type the number of weeks between the recurrences of the job. c Select the days of the week for the job to run. d Click Next . e Continue to step 3 .
If you select Monthly,	perform the following actions: a In the Start field, set the start date of the job. b Select one day of a month and the months for the job to run. c Click Next . d Continue to step 3 .
If you select One Time,	perform the following actions: a Set the date and time for the task to run. b Click Next . c Continue to step 3 .

- 3 Select the preferred printing or export options and click **Next**.
- 4 Provide credentials for the user allowed to schedule the job and click **Next**.
- 5 Perform one of the following actions:

If...	Then...
If you edit an existing job,	perform one of the following actions: <ul style="list-style-type: none"> • To change the parameters values, click Yes and continue to step 6. • To keep the parameters values, click No and skip step 6. <p>A message indicating the success or failure of report scheduling appears.</p>
If you create a new job,	continue to step 6 .

- 6 In the **Enter Values** dialog box, set the appropriate parameters and click **Next**.

See [Entering Historical Report Parameters Values on page 27](#) and [Enter Values Dialog Box on page 48](#).

A message indicating the success or failure of report scheduling appears.

Postrequisites: Check the example for the report which contains different time range every time it is triggered, see [Scheduling a Weekly Report with Recent Data on page 32](#).

2.5.2

Scheduling a Weekly Report with Recent Data

This is an example for scheduling a weekly report that when triggered, contains different time ranges for all the data available at that time of the selected interval. For the amount of data available for specific intervals please see [Time Intervals on page 24](#).

Procedure:

- 1 Open the **Report Scheduler** and create a new job.
- 2 In the **Schedule wizard** dialog box, select **Weekly** and perform the following actions:
 - a Set the current date as a start date of the job.
 - b Select the day of the week when the job should run.
 - c Type the number of weeks between the recurrences of the job.
- 3 Configure print or export options.
- 4 Provide credentials for the user allowed to schedule the job.
- 5 For a start date parameter, set a date at least 10 days before the current date.
- 6 For an end date parameter, set **no upper limit**.
- 7 Set the hourly interval.
- 8 Configure other parameters of the report according to the need.

This scheduled job generates a weekly report containing information from the most recent 10 days. There are 10 days of data kept in the database for the hourly interval.

2.6

Examples of Historical Reports

The System Historical Reports and Zone Historical Reports applications support different report templates. These applications allow the user to generate a specific report based on parameters that are used to filter the system configuration data. The parameters that are used in the various dialog boxes of the application differ for each report template.

The purpose for the examples in this section is to provide you with an understanding of the relationship between the report template dialog boxes. These examples can be applied to any of the supported report templates.

2.6.1

Zone Configuration Example Data

The following table contains an example of talkgroups in a zone that is identified by a Talkgroup Alias and Talkgroup ID. This zone configuration data is used to generate example reports.

Table 4: Zone Configuration Data

Talkgroup Alias	Talkgroup ID
POLICE_A	80000001
POLICE_B	80000002
POLICE_C	80000003
POLICE_D	80000004
BUS_CITY_B	80000063
BUS_CITY_C	80000088
FIRE_CITY_D	80000096
BUS_CITY_A	80000101
TRAM_CITY_A	80000102
FIRE_CITY_A	80000103

2.6.2

Generating a Report using Talkgroup Alias or Talkgroup ID

In this example, a **Talkgroup at Zone Summary** report is created where Talkgroup Alias or Talkgroup ID parameters are used to filter the [Zone Configuration Example Data on page 33](#). The purpose for this example is to generate a report that contains the following Talkgroups:

- Talkgroup with Talkgroup Alias that begins with `POLICE*`
- Talkgroup with Talkgroup Alias that contains `CITY_A`

Since only one Talkgroup Alias parameter can be entered, all Talkgroups related to `CITY_A` are selected using the Talkgroup ID parameters. For this example, all Talkgroups related to `CITY_A` have Talkgroup ID parameters ranging from 80000101 to 80000103.



NOTICE:

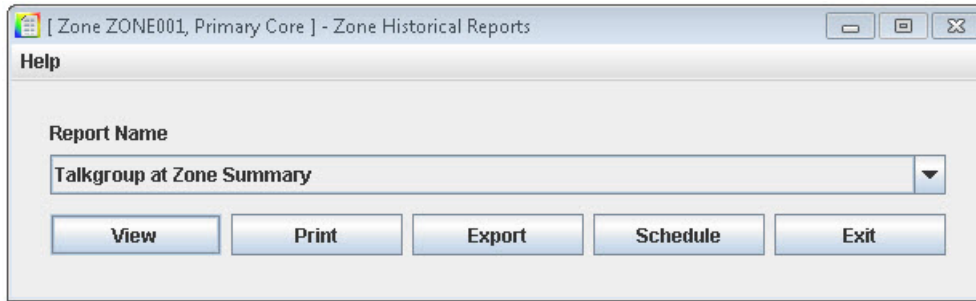
During report generation, Talkgroup Alias and Talkgroup ID parameters are linked with a logical OR operator. Respectively, all Talkgroups satisfying the Talkgroup Alias parameter and all Talkgroups satisfying the Talkgroup ID parameters are selected.

The relationship between Alias and ID parameters is the same for all report templates (for example, Site Alias/Site ID or Radio Alias/Radio ID).

Procedure:

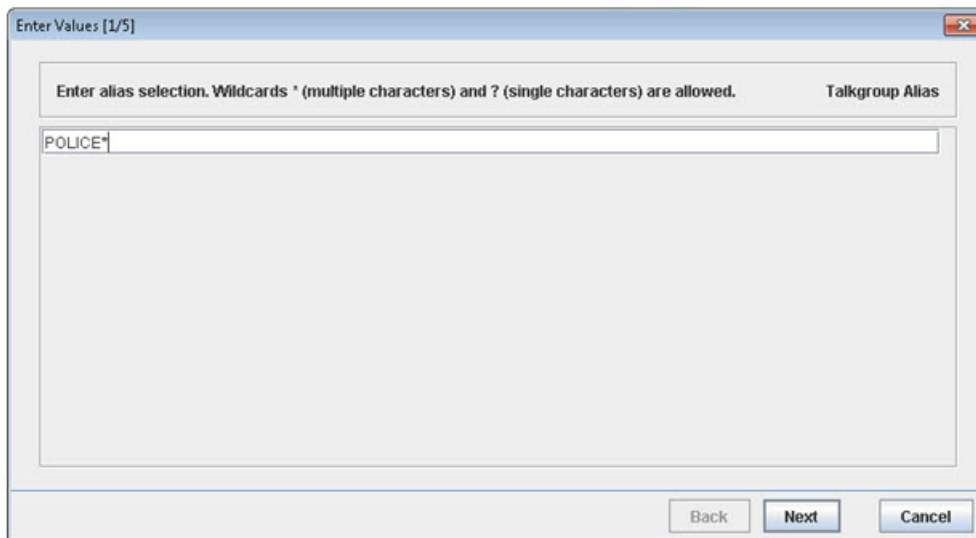
- 1 Double-click the **Motorola Private Radio Network Management Suite** icon on the desktop.
- 2 Double-click the **Zone Historical Reports** icon.
- 3 Select **Talkgroup at Zone Summary** from the **Historical Reports** dialog box.

Figure 1: Report Name



- 4 Click **View**.
- 5 From the **Enter Values [1/5]** dialog box for **Talkgroup Alias**, enter `POLICE*` and click **Next**.

Figure 2: Talkgroup Alias



All Talkgroups with Talkgroup Alias that begin with POLICE are selected for the report.

- 6 From the **Enter Values [2/5]** dialog box for **Talkgroup ID**, enter the range of Talkgroup IDs.

Figure 3: Talkgroup ID

- a In the left-hand field (start of range), enter 80000101.
- b Ensure that the **Include this value** check box is selected.
- c In the right-hand field (end of range), enter 80000103.
- d Ensure that the **Include this value** check box is selected.
- e Click **Next**.

All Talkgroups related to **CITY_A** are selected using the Talkgroup ID range from **80000101** to **80000103**.

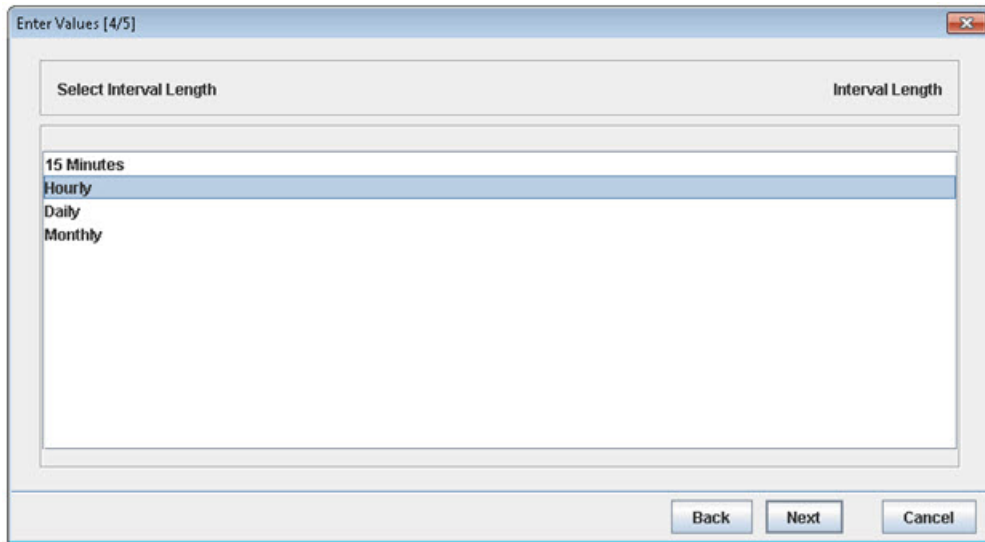
- 7 From the **Enter Values [3/5]** dialog box for **Time Range**, enter the time range.

Figure 4: Time Range

- a Enter the **start date** and **end date** of the report.
- b Enter the **start time** and **end time** of the report.
- c Click **Next**.

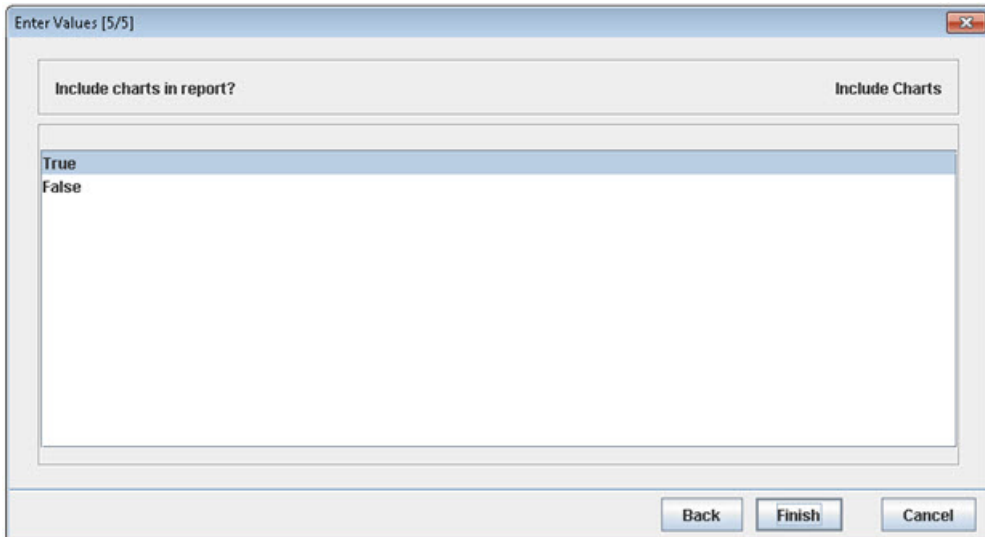
- 8 From the **Enter Values [4/5]** dialog box for **Interval Length**, select the interval and click **Next**.

Figure 5: Interval Length



- 9 From the **Enter Values [5/5]** dialog box for **Include Charts**, select **True** or **False** and click **Finish**.

Figure 6: Include Charts



The resulting Talkgroup at Zone Summary report contains the following Talkgroups:

Table 5: Result for All Police Talkgroups or Talkgroups related to CITY_A

Talkgroup Alias	Talkgroup ID	Matching Parameter
POLICE_A	80000001	Talkgroup Alias
POLICE_B	80000002	Talkgroup Alias
POLICE_C	80000003	Talkgroup Alias
POLICE_D	80000004	Talkgroup Alias
BUS_CITY_A	80000101	Talkgroup ID

Table continued...

Talkgroup Alias	Talkgroup ID	Matching Parameter
TRAM_CITY_A	80000102	Talkgroup ID
FIRE_CITY_A	80000103	Talkgroup ID

From the total list of Talkgroups in the [Zone Configuration Example Data on page 33](#), the only Talkgroups that did not match are as follows:

Talkgroup Alias	Talkgroup ID
BUS_CITY_B	80000063
BUS_CITY_C	80000088
BUS_CITY_D	80000096

2.6.3

Generating a Report for Talkgroup Alias Containing a Specific Word

The purpose for this example is to generate a report from the [Zone Configuration Example Data on page 33](#) for all Talkgroups with Talkgroup Alias that contain the word CITY. The Talkgroup ID parameters are not used and are set to 0.



NOTICE: Since there is no dependency on the Talkgroup ID parameters, only the Talkgroup Alias parameter is used to generate the report. No knowledge of Talkgroup IDs is required.

Procedure:

- 1 Double-click the **Motorola Private Radio Network Management Suite** icon on the desktop.
- 2 Double-click the **Zone Historical Reports** icon.
- 3 Select **Talkgroup at Zone Summary** from the **Historical Reports** dialog box.
- 4 Click **View**.
- 5 From the **Enter Values [1/5]** dialog box for **Talkgroup Alias**, enter *CITY* and click **Next**.
All Talkgroups with Talkgroup Alias that contain the word CITY are selected for the report.

- 6 From the **Enter Values [2/5]** dialog box for **Talkgroup ID**, enter the range of Talkgroup IDs.
 - a In the left-hand field (start of range), enter 0.
 - b Ensure that the **Include this value** check box is selected.
 - c In the right-hand field (end of range), enter 0.
 - d Ensure that the **Include this value** check box is selected.
 - e Click **Next**.



NOTICE: In this example, there is no dependency on the Talkgroup ID parameters when they are set to 0. During report generation, Talkgroup Alias and Talkgroup ID parameters are linked with a logical OR operator. When Talkgroup ID is set to 0, the resulting report is generated using only the Talkgroup Alias parameter.

- 7 From the **Enter Values [3/5]** dialog box for **Time Range**, enter the time range.
 - a Enter the **start date** and **end date** of the report.
 - b Enter the **start time** and **end time** of the report.
 - c Click **Next**.
- 8 From the **Enter Values [4/5]** dialog box for **Interval Length**, select the interval and click **Next**.

- 9 From the **Enter Values [5/5]** dialog box for **Include Charts**, select **True** or **False** and click **Finish**.

The resulting Talkgroup at Zone Summary report contains the following Talkgroups:

Table 6: Result for Talkgroups with Talkgroup Alias Containing CITY

Talkgroup Alias	Talkgroup ID
BUS_CITY_A	80000101
BUS_CITY_B	80000063
BUS_CITY_C	80000088
FIRE_CITY_A	80000103
FIRE_CITY_D	80000096
TRAM_CITY_A	80000102

From the total list of Talkgroups in the [Zone Configuration Example Data on page 33](#), the only Talkgroups that did not match are as follows:

Talkgroup Alias	Talkgroup ID
POLICE_A	80000001
POLICE_B	80000002
POLICE_C	80000003
POLICE_D	80000004

2.6.4

Generating a Report for Talkgroup Alias Ending with a Specific Word

The purpose for this example is to generate a report from the [Zone Configuration Example Data on page 33](#) for all Talkgroups with Talkgroup Alias that end with `_C`. The Talkgroup ID parameters are not used and set to 0.



NOTICE: Since there is no dependency on the Talkgroup ID parameters, only the Talkgroup Alias parameter is used to generate the report. No knowledge of Talkgroup IDs is required.

Procedure:

- 1 Double-click the **Motorola Private Radio Network Management Suite** icon on the desktop.
- 2 Double-click the **Zone Historical Reports** icon.
- 3 Select **Talkgroup at Zone Summary** from the **Historical Reports** dialog box.
- 4 Click **View**.
- 5 From the **Enter Values [1/5]** dialog box for **Talkgroup Alias**, enter `*_C` and click **Next**.
All Talkgroups with Talkgroup Alias that end with `_C` are selected for the report.
- 6 From the **Enter Values [2/5]** dialog box for **Talkgroup ID**, enter the range of Talkgroup IDs.
 - a In the left-hand field (start of range), enter 0.
 - b Ensure that the **Include this value** check box is selected.

- c In the right-hand field (end of range), enter 0.
- d Ensure that the **Include this value** check box is selected.
- e Click **Next**.



NOTICE: In this example, there is no dependency on the Talkgroup ID parameters when they are set to 0. During report generation, Talkgroup Alias and Talkgroup ID parameters are linked with a logical OR operator. When Talkgroup ID is set to 0, the resulting report is generated using only the Talkgroup Alias parameter.

- 7 From the **Enter Values [3/5]** dialog box for **Time Range**, enter the time range.
 - a Enter the **start date** and **end date** of the report.
 - b Enter the **start time** and **end time** of the report.
 - c Click **Next**.
- 8 From the **Enter Values [4/5]** dialog box for **Interval Length**, select the interval and click **Next**.
- 9 From the **Enter Values [5/5]** dialog box for **Include Charts**, select **True** or **False** and click **Finish**.

The resulting Talkgroup at Zone Summary report contains the following Talkgroups:

Table 7: Result for Talkgroups with Talkgroup Alias Ending with “_C”

Talkgroup Alias	Talkgroup ID
POLICE_C	80000003
BUS_CITY_C	80000088

All other data from the [Zone Configuration Example Data on page 33](#) is not included in the report.

2.6.5

Generating a Report for Talkgroup Alias Beginning with a Specific Word

The purpose for this example is to generate a report from the [Zone Configuration Example Data on page 33](#) for all Talkgroups with Talkgroup Alias that begin with `BUS`. The Talkgroup ID parameters are not used and set to 0.




NOTICE: Since there is no dependency on the Talkgroup ID parameters, only the Talkgroup Alias parameter is used to generate the report. No knowledge of Talkgroup IDs is required.

Procedure:

- 1 Double-click the **Motorola Private Radio Network Management Suite** icon on the desktop.
- 2 Double-click the **Zone Historical Reports** icon.
- 3 Select **Talkgroup at Zone Summary** from the **Historical Reports** dialog box.
- 4 Click **View**.
- 5 From the **Enter Values [1/5]** dialog box for **Talkgroup Alias**, enter `BUS*` and click **Next**.
All Talkgroups with Talkgroup Alias that begin with `BUS` are selected for the report.
- 6 From the **Enter Values [2/5]** dialog box for **Talkgroup ID**, enter the range of Talkgroup IDs.
 - a In the left-hand field (start of range), enter 0.
 - b Ensure that the **Include this value** check box is selected.

- c In the right-hand field (end of range), enter 0.
- d Ensure that the **Include this value** check box is selected.
- e Click **Next**.

 **NOTICE:** In this example, there is no dependency on Talkgroup ID parameters when they are set to 0. During report generation, Talkgroup Alias and Talkgroup ID parameters are linked with a logical OR operator. When Talkgroup ID is set to 0, the resulting report is generated using only the Talkgroup Alias parameter.

- 7 From the **Enter Values [3/5]** dialog box for **Time Range**, enter the time range.
 - a Enter the **start date** and **end date** of the report.
 - b Enter the **start time** and **end time** of the report.
 - c Click **Next**.
- 8 From the **Enter Values [4/5]** dialog box for **Interval Length**, select the interval and click **Next**.
- 9 From the **Enter Values [5/5]** dialog box for **Include Charts**, select **True** or **False** and click **Finish**.

The resulting Talkgroup at Zone Summary report contains the following Talkgroups:

Table 8: Result for Talkgroups with Talkgroup Alias Beginning with “BUS”


Talkgroup Alias	Talkgroup ID
BUS_CITY_A	80000101
BUS_CITY_B	80000063
BUS_CITY_C	80000088

In this example, the Talkgroup ID range from 80000063 to 80000101 cannot be used to generate the report as it would include Talkgroup FIRE_CITY_D with Talkgroup ID 80000096.

2.6.6


Generating a Report for Talkgroup ID within a Specific Range

The purpose for this example is to generate a report from the [Zone Configuration Example Data on page 33](#) for all Talkgroups that have Talkgroup ID parameters from 80000090 to 80000150. The Talkgroup Alias parameter is not used and left blank.

 **NOTICE:** Since there is no dependency on the Talkgroup Alias parameter, only the Talkgroup ID parameters are used to generate the report.

Procedure:

- 1 Double-click the **Motorola Private Radio Network Management Suite** icon on the desktop.
- 2 Double-click the **Zone Historical Reports** icon.
- 3 Select **Talkgroup at Zone Summary** from the **Historical Reports** dialog box.
- 4 Click **View**.
- 5 From the **Enter Values [1/5]** dialog box for **Talkgroup Alias**, leave it **blank** and click **Next**.

 **NOTICE:** In this example, there is no dependency on the Talkgroup Alias parameter when left blank. During report generation, Talkgroup Alias and Talkgroup ID parameters are linked with a logical OR operator. When the Talkgroup Alias parameter is left blank, the resulting report is generated using only the Talkgroup ID parameters.

- 6 From the **Enter Values [2/5]** dialog box for **Talkgroup ID**, enter the range of Talkgroup IDs.

- a In the left-hand field (start of range), enter 80000090.
- b Ensure that the **Include this value** check box is selected.
- c In the right-hand field (end of range), enter 80000150.
- d Ensure that the **Include this value** check box is selected.
- e Click **Next**.

All Talkgroups with Talkgroup ID from 80000090 to 80000150 are selected for the report.

- 7 From the **Enter Values [3/5]** dialog box for **Time Range**, enter the time range.
 - a Enter the **start date** and **end date** of the report.
 - b Enter the **start time** and **end time** of the report.
 - c Click **Next**.
- 8 From the **Enter Values [4/5]** dialog box for **Interval Length**, select the interval and click **Next**.
- 9 From the **Enter Values [5/5]** dialog box for **Include Charts**, select **True** or **False** and click **Finish**.

The resulting Talkgroup at Zone Summary report contains the following Talkgroups:

Table 9: Result for Talkgroups within a Specific Talkgroup ID Range

Talkgroup Alias	Talkgroup ID
FIRE_CITY_D	80000096
BUS_CITY_A	80000101
TRAM_CITY_A	80000102
FIRE_CITY_A	80000103

All other data from the [Zone Configuration Example Data on page 33](#) is not included in the report.

2.7 Custom Historical Reports

Custom Historical Reports lets you create or modify reports to meet your specific needs using the statistical data elements supported by the Performance Reports application. The custom historical report is created using the Crystal Reports® 2008 application and is an optional feature of the ASTRO® 25 system. The Custom Report feature applies only to Historical Reports and not to Dynamic Reports.

This chapter describes how to create customized historical reports using the statistical data elements supported by the ASTRO® 25 Historical Reports application. These data elements include the following:

- Channel
- Zone Radio
- Zone Talkgroup
- Zone
- System Radio
- System Talkgroup
- System

Reports created from templates provided by Motorola Solutions: Upgrading of reports to Crystal Reports 2008, which were created based on the report templates from Crystal Reports 9.0 provided from within the Motorola Solutions STATS application, can be migrated.

Reports created from templates which were not provided by Motorola Solutions and/or templates modified by the customer: Customers who have purchased Crystal Reports 9.0 licenses and created their own customized reports will be able to migrate these reports to Crystal Reports Version 2008.

There are two methods for configuring custom historical reports in the ASTRO[®] 25 system:

- 1 Modify one of the predefined historical reports as a template.** Use this method whenever you are creating a report based on the same general format as a predefined report but with different statistics, or whenever a small modification satisfies your requirements. See [Customizing an Existing Report on page 45](#) to customize a predefined historical report.
- 2 Develop an entirely new report.** This method generally takes more time but allows you greater flexibility. See [Creating a New Custom Report on page 43](#) to create a new custom historical report.

2.7.1

Database Setup

Access to the Performance Reports database is performed through Open Database Connectivity (ODBC). The proper ODBC driver is installed on your PC as part of the Private Radio Network Management (PRNM) Suite of applications installation process. The ODBC driver requires an ODBC Data Source Name (DSN) to connect to a specific database. These DSNs are also installed as part of the installation process.

Historical statistical data is stored in these databases:

- Zone Infrastructure and Talkgroup Data
- System Infrastructure and Talkgroup Data



NOTICE: The system cannot generate Historical Reports during backup and restore of ZSS or SSS. Report generation fails when backup or restore operation is in progress.

The following table describes historical zone infrastructure and talkgroup data.

Table 10: Historical Zone Infrastructure and Talkgroup Data

Content of the Database	Historical data for a zone, sites, channels, radio users, and talkgroup data for the zone.
Server Location	Zone Statistical Server (ZSS)
Number in the System	One per zone
Data Source Name	MotorolaStats_Zone

The following table describes historical system infrastructure and talkgroup data.

Table 11: Historical System Infrastructure and Talkgroup Data

Content of the Database	Historical data for system, radio users, and talkgroup data for the system.
Server Location	System Statistical Server (SSS)
Number in the System	One per system
Data Source Name	MotorolaStats_System

2.7.2

Installing Crystal Reports

Crystal Reports 2008 may be provided on a CD-ROM or electronic copy (zip file).

Procedure:

- 1 Insert the CD into the optical drive or extract the .zip file to a user selected location and run `setup.exe`.
- 2 Select the setup language, if necessary.
Crystal Reports 2008 Installation Wizard starts.
- 3 Follow the installation instructions.



NOTICE: You may install additional components using the **Custom installation** option, but the typical installation is sufficient to create and modify the Historical Reports templates.

2.7.3

Creating a New Custom Report

Prerequisites: Before creating a report, be sure that you have completed the installation of Crystal Reports. See [Installing Crystal Reports on page 43](#).

Procedure:

- 1 Go to **Start** → **Programs** → **Crystal Reports 2008**.
- 2 From the **New Report** list, select **Standard Report Wizard** and click **OK**.
The Standard Report Creation Wizard **Data** window appears.
- 3 Expand the **Create New Connection** folder from the list of Available Data Sources and select **ODBC (RDO)**.
The ODBC (RDO) Data Source Selection window appears.
- 4 Select a **Data Source Name** from the list and then click **Finish**.
Connection to the view is established and is reflected in the Available Data Sources field.
- 5 Click **Stats** → **Views**.
- 6 Make a selection from the list and click the > arrow button to add it to the Selected Tables and then click the **Next>** button.
The Standard Report Creation Wizard Fields window appears.
- 7 Select the fields you want in your report from the **Available Fields** list and click the > button.
The selected fields appear in the **Fields to Display** list.
- 8 Click **Next>**.
The Standard Report Creation Wizard Grouping window appears.
- 9 Select fields from the Available Fields list and click the > arrow button to add to the **Group By** list.
- 10 Select the sorting order from the drop-down menu and then click **Next>**.
The Standard Report Creation Wizard Summaries window appears.

- 11** Select fields from the Available Fields list for which you would like summarized information and click the > arrow button to add them to the **Summarized Fields** list.
- 12** Select the type of summarization desired for each field from the drop-down menu and then click the **Next>** button.
Standard Report Creation Wizard Group Sorting window appears.
- 13** Use the radio buttons and drop-down list to sort groups based on the summarized totals and then click the **Next>** button.
The Standard Report Creation Wizard Chart window appears.
- 14** Use the radio buttons to select a chart format and complete text boxes as needed to include a chart on the report and then click the **Next>** button.
The Standard Report Creation Wizard Record Selection window appears.
- 15** Select fields from the **Available Fields** list you would like filtered and click the > arrow button to add them to the **Filter Fields** list.
- 16** Select the type of filter desired for each field from the drop-down menu and then click the **Next>** button.
The Standard Report Creation Wizard Template window appears.
- 17** Select a template for the report from the **Available Templates** list or use the browse button to create a path to a report template.
An example of the selected format appears in the **Preview** field.
- 18** Click the **Finish** button.
Your custom report is generated.
- 19** From the menu bar, select **Finish** → **Report Options**.
The Report Options window appears.
- 20** Ensure that the Save Data With Report option is **unchecked**, then click **OK**.
The Report Options window closes.
- 21** From the File menu, select **Save As** to save the new report.
The Save As dialog box appears.
- 22** Select the folder where you want to save the report in the **Save in** field.
Default locations are:
C:\Program Files (x86)\Motorola\Motorola PRNM Suite\STM\Report Player
\zonehistoricalreports
or C:\Program Files (x86)\Motorola\Motorola PRNM Suite\STM\Report Player
\systemhistoricalreports
- 23** Type a name for the report in the **File name** field, and click **Save**.
The new report is added to the list of reports available through Historical Reports.

2.7.4

Updating Data Source in Existing Custom Report

Procedure:

- 1 From the Explorer window, select a report:
 - For Zone Reports, double-click `C:\Program Files (x86)\Motorola\Motorola PRNM Suite\STM\Report Player\zonehistoricalreports`
 - For System Reports, double-click `C:\Program Files (x86)\Motorola\Motorola PRNM Suite\STM\Report Player\systemhistoricalreports`
- 2 Choose **Database** → **Set Database Location**.
- 3 In the **Custom Datasource** field, select **view name**.
- 4 In the **Replace with** field, expand **MotorolaStats_System** (for system report) or **MotorolaStats_Zone** (for zone report).
- 5 Expand **Stats** → **Stats** → **Views**.
- 6 Select the same view as in the **Current Datasource** field.
- 7 Click **Update**, and **Close**.
- 8 Select **File** → **Save**.
The data source updates.

2.7.5

Customizing an Existing Report

Procedure:

- 1 From the Explorer window, select a report:
 - For Zone Reports, double-click `C:\Program Files (x86)\Motorola\Motorola PRNM Suite\STM\Report Player\zonehistoricalreports`
 - For System Reports, double-click `C:\Program Files (x86)\Motorola\Motorola PRNM Suite\STM \Report Player\systemhistoricalreports`
- 2 From the File menu, select **Save As**.
- 3 Save the report file with a new name and click **OK**.
- 4 From the File menu, select **Report Properties**.
- 5 Change the title of the report and click **OK**.
- 6 Change the statistics as you want them to appear in your report.
- 7 To test the report, from the Report menu, select **Refresh Report Data**.
A query is made to the database and the report displays the results.

2.8

Historical Reports Online Help

The online help for historical reports provides information about the Historical Reports tasks you can perform, as well as definitions for field-level settings.

You can open online help by choosing **Help Topics** from the **Help** menu in the Historical Reports main window and the report scheduler dialog box.

This page intentionally left blank.

Chapter 3

Historical Reports Reference

This chapter contains supplemental reference information relating to Historical Reports.

3.1

Historical Reports Main Window

The Historical Reports main window is launched from Application Launcher. It has a drop-down menu and several user selectable radio buttons to perform operational tasks within the application.

Figure 7: Historical Reports Tasks Main Window



Use the **Report Name** drop-down menu to select the type of report you want to run. Historical reports may be viewed on the screen, printed, exported to a data file, or scheduled to occur automatically at specified times.

The following options are available and used to execute specific tasks:

- **View** click to view the report,
- **Print** click to print the report,
- **Export** click to export the report to a file,
- **Schedule** click to schedule a report for automatic printing or export,
- **Exit** click to close without creating a report,
- **Help** click for online help.

If you want to see how to start the application and select a particular type of a standard report, see [Historical Reports Operation on page 27](#).

3.2

Historical Reports Dialog Boxes Description

Parameters and fields are described for the following dialog boxes:

- [Enter Values Dialog Box on page 48](#)
- [Report Scheduler on page 49](#)



NOTICE: The system cannot generate Historical Reports during backup and restore of ZSS or SSS. Report generation fails when backup or restore operation is in progress.

3.2.1

Enter Values Dialog Box

The Enter Values dialog box lets you modify Historical Report parameters. The following table describes the fields in this dialog box.

Table 12: Enter Values Dialog Box Fields Description


Parameter	Fields	Description
Time Range		This setting displays the Start of range and End of range group, so you can select a starting range and ending range of the parameter for the report.  NOTICE: Enter Date Time in format yyyy-mm-dd hh:mm:ss or use the calendar button on the right to select from the calendar.
	Start of Range text box	Enter the date and time that you want to start the report with.
	End of Range text box	Enter the date and time that you want to end the report with.
	Include this Value check box	This check box indicates dates and times in the Start of range and End of range text boxes are included in the report.
	No lower Value check box	Use this check box to include any data collected before the time and date entered in the End of range text box.
	No upper Value check box	Use this check box to include any data collected after the time and date entered in the Start of range text box.
Interval Length		This setting displays the Discrete Value list where you can choose how often report statistics are collected. The default value for this field is the minimal interval length for particular report.
Include Chart		This setting displays the Discrete Value list where you can choose whether to display the statistical data in a graphical or chart form. Include Chart is set to False as Default Value.
Site ID, Talkgroup ID, ID		This setting displays the Start of range and End of range group so you can select a starting range and ending range for the report for: site/channel/console, talkgroup or user IDs.
	Start of Range text box	Enter the first ID number you want to start the report with.

Table continued...

Parameter	Fields	Description
	End of Range text box	Enter the last ID number you want to end the report with.
	Include this value check box	This check box indicates the ID in the Start of range and End of range text boxes are included in the report.
	No lower value check box	Use this check box to include all IDs before the ID entered in the End of range text box.
	No upper value check box	Use this check box to include all IDs after the ID entered in the Start of range text box.
User Alias, Site Alias, Talkgroup Alias,		Enter user, site or talkgroup alias for the report you want to run.
System Selection	All Systems SYS: <wacn_id>-<system_id>- system alias	Use this list to choose systems with radios that need to be included in the report.
Security Group Selection	All Security Groups Undefined <list of security groups>	Use this list to select Security Groups that need to be included in the report



NOTICE: The Enter Values dialog box contains different parameters in the Parameter Fields depending on the selected historical report.

3.2.2

Report Scheduler

The Report Scheduler feature lets you schedule Historical Report jobs.

Table 13: Report Scheduler Main Window

The table describes the fields in the Report Scheduler main window.

Button/Field	Description
Choose schedule	A drop-down list of scheduled tasks for a given report template.
New	Button that creates a new scheduled task and opens the Schedule wizard — see the table below.
Edit	Button that edits the task selected from drop-down list and opens the Schedule wizard — see the table below.
Delete	Button that deletes the selected task.
Close	Button that cancels the operation and closes the Report Scheduler.

Table 14: Report Scheduler Schedule Wizard

The table describes the fields in the particular Report Scheduler schedule wizard dialog boxes.

Dialog Box	Button/Field	Description
Provide job name	Job name	In case of a new task, the field is empty. In case of an edit, the field displays the edited job name.

Table continued...

Dialog Box	Button/Field	Description
	Daily	Choose the number of days for the task to recur.
	Weekly	Choose the week days for the task to run.
	Monthly	The task runs once a month.
	One time	The task runs only once.
Daily schedule details	Start	Select the date and time for the scheduler to become active.
	Recur every	Type the number of days for recurrence.
Weekly schedule details	Start	Select the date and time for the scheduler to become active.
	Recur every	Type the number of weeks for recurrence.
	Week days	Select the days of the week when the task will be executed.
Monthly schedule details	Start	Select the date and time for the scheduler to become active.
	Months	Select months when the task will be executed.
	Days	Select a day of month, when the task will be executed.
One time schedule details	Start	Select the date and time for the scheduler to run.
Print and export	Print	Select the check box to print the report.
	Select printer	Select target printer.
	Number of copies	Select the number of copies.
	Export to file	Select check box to export the report to a file.
	Format	Select format of the export file.
	Select Destination	Select the folder to save the file.
Enter the name and password of a user	Enter the user name	Enter the user name.
	Enter the password	Enter the appropriate password.
	Confirm the password	Enter the same password again.
Would you like to change report parameters for this job	Yes/No	In case of editing an existing job, a prompt appears to confirm the change.
Info — Job was successfully added	OK	Information that a report schedule was successfully added.
Warning Message — The task may not run because the account information could not be set. User	OK	Information that there is a possible failure.

name/password mismatch.

3.3 Standard System Historical Reports

Table 15: Standard System Historical Reports

Report Name	Description	Purpose
User at System	Indicates use of the system by all users at the system level.	Provides details of a user's call activity throughout the system. Use it to profile a user's usage characteristics (such as call types and duration).
User at System Summary	Summarizes use of the system by all users at the system level.	Provides a summary of user's call activity throughout the system. Use it to obtain a condensed view of system usage by a user.
System Busy	Indicates use of the system by busy calls at the system level.	Provides an analysis of average and maximum call busy durations for different call types throughout the system. Use it to analyze which call types encounter the longest delays for service.
System Data Detail	Indicates use of the system by data channel requests and duration at the system level.	Provides a summary of data call activity throughout the system.
System Voice Detail	Indicates use of the system by all the call types and their durations at the system level.	Provides details of successful/unsuccessful calls by type throughout the system. Use it to analyze which call types encounter the most call denials (or "busies").
System Summary	Summarizes system performance.	Provides a summary of call activity throughout the system. Use it to obtain a condensed view of system usage.
System Voice and Data Detail	Shows use of the system by data channel requests and request durations together with voice call requests and durations at the system level.	This report provides a summary of data call and limited voice call activity throughout the system.
Talkgroup at System	Indicates use of the system by all talkgroups at the system level, sorted by talkgroup ID.	Provides details of a talkgroup's call activity throughout the system. Use it to profile a talkgroup's usage characteristics, such as call types and duration.
Talkgroup at System Summary	Summarizes use of the system by all talkgroups at the system level, sorted by talkgroup ID.	Provides a summary of a talkgroup's call activity throughout the system. Use it to obtain a con-

Table continued...

Report Name	Description	Purpose
		densed view of system usage by a talkgroup.
Radio Authentication	Indicates the number of registrations.	Provides detailed numbers of radio registrations that were successful, failed, or were not challenged for authentication.
User at InterSystem	Indicates use of the system by all users at the intersystem level.	Provides details of a specific user's intersystem call activity. This report furnishes the total amount and duration of each call type. It can be used to profile a user's intersystem activity patterns.
Talkgroup at InterSystem	Indicates use of the system by all talkgroups at the intersystem level.	Provides details of a specific talkgroup's intersystem call activity. This report furnishes the total amount and duration of each call type by talkgroup. It can be used to profile a talkgroup's intersystem activity patterns.
InterSystem Voice Detail	Indicates use of the system by all the call types and their durations at the intersystem level.	Provides details of intersystem call activity. This report furnishes the total amount and duration of each call type. It can be used to profile radio intersystem system activity by call type.
Group Calls per Systems	Indicates usage of intersystem calls.	Provides statistical data on the number system involved in group calls. It can be used to profile radio intersystem system activity.

3.3.1

System Historical Reports Statistics



IMPORTANT: PTTs made by consoles and radios during private calls are not counted toward the PTT statistics kept by Historical Reports.

Table 16: System Historical Reports Statistics

Report Template	Statistic Name	Description
User at System	Group Calls	All non-emergency group calls made by the user in the system.
	Busy Group Calls	All non-emergency group calls made by the user that received a busy in the system.
	Private Calls	All private calls made by the user.
	Busy Private Calls	All private calls made by the user that received a busy in the system and were placed in the busy queue.

Table continued...


Report Template	Statistic Name	Description
	Phone Calls	All phone calls made by the user in the system.
	Busy Phone Calls	All phone calls made by the user that received a busy in the system.
	Total Active Calls	All group, private, phone, and emergency calls made by the user in the system.
	Total Busy Calls	All group, private, phone, and emergency calls made by the user that received a busy in the system and were placed in the busy queue.
	Total Push To Talks	All group call Push-To-Talks (PTTs) generated by the user in the system.  NOTICE: PTTs made by consoles and radios during private calls are not counted toward the PTT statistics kept by Historical Reports.
	Group Call Duration	Sum of the non-emergency group call lengths made by a user (HH:MM:SS) in the system.
	Busy Group Call Duration	Sum of the non-emergency group call lengths made by a user that received a busy and were placed in the busy queue (HH:MM:SS).
	Private Call Duration	Sum of the call lengths (in seconds, divided by 2) of each private call participated in by a user. Each half of a call is allocated to the respective user.
	Busy Private Call Duration	Sum of the call length (in seconds and divided by 2) of each private call made by a user that received a busy and was placed in the busy queue (HH:MM:SS).
	Phone Call Duration	Sum of the call length of each phone call made by a user (HH:MM:SS) in the system.
	Busy Phone Call Duration	Sum of the call length of each phone call made by a user that received a busy in the system and was placed in the busy queue (HH:MM:SS).
	Total Active Call Duration	Sum of the call length of each group call, private call, phone call, and emergency call made by the user in the system (HH:MM:SS).
	Total Busy Call Duration	Sum of the length of all busies received for all group, private, phone, and emergency calls by the user for the system (HH:MM:SS).
	Average Call Call Duration	Average call length of all group calls, private calls, phone calls, and emergency calls made by the user in the system (HH:MM:SS).
	Percent Complete	Percent of data collected for the interval. One hundred percent indicates all data has been collected.

Table continued...


Report Template	Statistic Name	Description
User at System Summary	Total Active Calls	All group, private, phone, and emergency calls made by the user in the system.
	Total Busy Calls	All group, private, phone, and emergency calls made by the user that received a busy in the system were placed in the busy queue.
	Total Push To Talks	All group call Push-To-Talks (PTTs) generated by the user in the system.  NOTICE: PTTs made by consoles and radios during private calls are not counted toward the PTT statistics kept by Historical Reports.
	Total Active Call Duration	Sum of the call length of each group call, private call, phone call, and emergency call made by the user in the system (HH:MM:SS).
	Total Busy Call Duration	Sum of the length of all busies received for all group, private, phone, and emergency calls by the user in the system that were placed in the busy queue (HH:MM:SS).
	Average Call Call Duration	Average call length of all group calls, private calls, phone calls, and emergency calls made by the user in the system (HH:MM:SS).
	Percent Complete	Percent of data collected for the interval. One hundred percent indicates that all data have been collected.
System Busy	Maximum Busy Group Call Duration	Maximum busy length of all non-emergency group calls received in the system (HH:MM:SS).
	Average Busy Group Call Duration	Average busy length of all non-emergency group calls received in the system (HH:MM:SS).
	Maximum Busy Private Call Duration	Maximum busy length of all private calls received in the system (HH:MM:SS).
	Average Busy Private Call Duration	Average busy length of all private calls received in the system (HH:MM:SS).
	Maximum Busy Phone Call Duration	Maximum busy length of all phone calls received in the system (HH:MM:SS).
	Average Busy Phone Call Duration	Average busy length of all phone calls received in the system (HH:MM:SS).
	Maximum Busy Emergency Call Duration	Maximum busy length of all emergency calls received in the system (HH:MM:SS).
	Average Busy Emergency Call Duration	Average busy length of all emergency calls received in the system (HH:MM:SS).
Maximum Busy Data Channel Request Duration	The maximum busy length (in seconds) of any busied request for allocation of a data channel within a system. The statistic represents the maximum busy length (per interval) from all	

Table continued...

Report Template	Statistic Name	Description
		such requests received at all sites in the system.
	Average Busy Data Channel Request Duration	The average busy length (in seconds) from all busied requests for allocation of a data channel received within a system. The statistic represents the average busy length (per interval) of all such requests received at all sites in the system. Note that a call can only be included in this statistic once the call ends. As a result, this statistic may be inaccurate for short interval lengths where calls span the interval boundary.
	Percent Complete	Percent of data collected for the interval. One hundred percent indicates all data has been collected.
System Data Detail	Data Channel Duration	The sum of the length of time (in seconds) each channel in a zone was allocated as a data channel. The statistic represents the sum of the time each channel is allocated to data for all channels at all sites in the zone.
	Data Channel Requests	All data channel requests made in the system.
	Data Channel Allocations	This statistic is the count of data calls which had some active duration. The statistic represents the sum of all such allocations for all sites in the system.
	Busy Data Channel Requests	The count of all requests for allocation of a data channel that received a busy in a system. The statistic represents the sum of all such busies received at all sites in the system.
	Busy Data Channel Request Duration	The sum of the length of time (in seconds) requests for allocation of a data channel were busied in a system. The statistic represents the sum of the lengths of all such busies received at all sites in the system.
	Max Busy Data Channel Request Duration	The maximum busy length (in seconds) of any busied request for allocation of a data channel within a system. The statistic represents the maximum busy length (per interval) from all such requests received at all sites in the system.
	Average Busy Data Channel Request Duration	The average busy length (in seconds) from all busied requests for allocation of a data channel received within a system. The statistic represents the average busy length (per interval) of all such requests received at all sites in the system. Note that a call can only be included in this statistic once the call ends. As a result, this sta-

Table continued...

Report Template	Statistic Name	Description
		tistic may be inaccurate for short interval lengths where calls span the interval boundary.
	Percent Complete	Percent of data collected for the interval. One hundred percent indicates all data has been collected.
System Voice Detail	Group Calls	Count of group calls made in the system that is not emergency calls.
	Group Call Duration	Sum of the call length of all non-emergency group calls made in the system (HH:MM:SS).
	Busy Group Calls	All non-emergency group calls that received a busy in the system.
	Busy Group Call Duration	Sum of the length of each busy received for all non-emergency group calls made in the system (HH:MM:SS).
	Private Calls	All private calls made in the system.
	Private Call Duration	Sum of the call length of all private calls made in the system (HH:MM:SS).
	Busy Private Calls	All private calls that received a busy in the system.
	Busy Private Call Duration	Sum of the length of each busy received for all private calls made in the system (HH:MM:SS).
	Phone Calls	All phone calls made in the system.
	Phone Call Duration	Sum of the call length of all phone calls made in the system (HH:MM:SS).
	Busy Phone Calls	All phone calls made that received a busy in the system.
	Busy Phone Call Duration	Sum of the length of each busy received for all phone calls made in the system (HH:MM:SS).
	Emergency Calls	All emergency calls made in the system.
	Emergency Call Duration	Sum of the call length (HH:MM:SS) of all emergency calls made in the system.
	Busy Emergency Calls	All emergency calls that received a busy in the system.
	Busy Emergency Duration	Sum of the length of each busy (HH:MM:SS) received for all emergency calls made in the system.
	Percent Complete	Percent of data collected for the interval. One hundred percent indicates all data has been collected.
System Summary	Total Push To Talks	All group call Push-To-Talks (PTTs) generated in the system.

Table continued...


Report Template	Statistic Name	Description
		 NOTICE: PTTs made by consoles and radios during private calls are not counted toward the PTT statistics kept by Historical Reports.
	Average Voice Call Duration	Average call length of all group calls, private calls, phone calls, and emergency calls made in the system (HH:MM:SS).
	Total Active Calls	All group calls, private calls, phone calls, and emergency calls made in the system.
	Total Active Duration	Sum of the call length of each group call, private call, phone call, and emergency call made in the system (HH:MM:SS).
	Total Busy Calls	All group, private, phone, and emergency calls that received a busy in the system.
	Total Busy Duration	Sum of the length of all busies received for all group, private, phone, and emergency calls for the system (HH:MM:SS).
	Data Channel Duration	The sum of the length of time (in seconds) each channel in a system was allocated as a data channel. The statistic represents the sum of the time each channel is allocated to data for all channels at all sites in the system.
	Percent Complete	Percent of data collected for the interval. One hundred percent indicates all data has been collected.
System Voice and Data Detail	Data Channel Duration	The sum of the length of time (in seconds) each channel in a zone was allocated as a data channel. The statistic represents the sum of the time each channel is allocated to data for all channels at all sites in the zone.
	Data Channel Requests	All data channel requests made in the system.
	Data Channel Allocations	This statistic is the count of data calls which had some active duration. The statistic represents the sum of all such allocations for all sites in the system.
	Busy Data Channel Requests	The count of all requests for allocation of a data channel that received a busy in a system. The statistic represents the sum of all such busies received at all sites in the system.
	Busy Data Channel Request Duration	The sum of the length of time (in seconds) requests for allocation of a data channel were busied in a system. The statistic represents the sum of the lengths of all such busies received at all sites in the system.

Table continued...

Report Template	Statistic Name	Description
	Maximum Busy Data Channel Request Duration	The maximum busy length (in seconds) of any busied request for allocation of a data channel within a system. The statistic represents the maximum busy length (per interval) from all such requests received at all sites in the system.
	Average Busy Data Channel Request Duration	The average busy length (in seconds) from all busied requests for allocation of a data channel received within a system. The statistic represents the average busy length (per interval) of all such requests received at all sites in the system. Note that a call can only be included in this statistic once the call ends. As a result, this statistic may be inaccurate for short interval lengths where calls span the interval boundary.
	Total Active Voice Call Duration	The sum of the call length (in seconds) of each group call, private call, phone call, and emergency call seen within a system. A system sums the length of each of the above calls that are received at any site within the system.
	Total Active Voice Calls	The count of all group, private, phone, and emergency calls seen within a system. A system counts all of the above calls that are received at any site within the system.
	Total Busy Voice Calls	The count of all group, private, phone, and emergency calls that received a busy in the system. Each zone counts each busy received for all calls for which they are the controlling zone.
	Total Busy Voice Call Duration	The sum of the length (in seconds) of all busies received for all group calls, private calls, phone calls, and emergency calls for the system. Each zone sums the length of each busy received for any call for which they are the controlling zone.
	Maximum Busy Voice Call Duration	The maximum busy length (in seconds) of all group, private, emergency, and phone calls received within the system. Each zone records the maximum busy length (per interval) of all such calls received for which they are the controlling zone.
	Average Busy Voice Call Duration	The average busy length (in seconds) of all group, private, emergency, and phone calls received within the system — the length (per interval) of all such calls received at a site.
	Percent Complete	Percent of data collected for the interval. One hundred percent indicates all data has been collected.
Talkgroup at System	Group Calls	All group calls made by the talkgroup that are not emergency calls.

Table continued...


Report Template	Statistic Name	Description
	Busy Group Calls	All non-emergency group calls made by the talkgroup that received a busy in the system.
	Emergency Calls	All emergency calls made by the talkgroup.
	Busy Emergency Calls	All emergency calls made by the talkgroup that received a busy in the system.
	Total Push To Talks	All PTTs generated by the talkgroup in the system.  NOTICE: PTTs made by consoles and radios during private calls are not counted toward the PTT statistics kept by Historical Reports.
	Total Active Calls	All group calls and emergency calls made by the talkgroup in the system.
	Total Busy Calls	All group and emergency call requests made by the talkgroup that received a busy.
	Percent of Talkgroups	Percentage of this talkgroup's total active time divided by the total active time of all talkgroups. This statistic shows the relative usage of the system for each talkgroup.
	Group Call Duration	Sum of the call length of all non-emergency group calls made by the talkgroup in the system (HH:MM:SS).
	Busy Group Call Duration	Sum of the length of each busy received for all non-emergency group calls made by the talkgroup in the system (HH:MM:SS).
	Emergency Call Duration	Sum of the call length of all emergency calls made by the talkgroup in the system (HH:MM:SS).
	Busy Emergency Call Duration	Sum of the length of each busy received for all emergency calls made by the talkgroup in the system (HH:MM:SS).
	Average Call Duration	Average call length of all group calls and emergency calls made by the talkgroup in the system (HH:MM:SS).
	Total Active Call Duration	Sum of the call length of each group call and emergency call made by the talkgroup in the system (HH:MM:SS).
	Total Busy Call Duration	Sum of the length of all busies received for all group and emergency calls made by the talkgroup in the system (HH:MM:SS).
	Number of Group Text Messages	Number of attempted group text messages on this talkgroup.
	Average Group Text Message Size	Average number of bytes in the group text messages attempted on this talkgroup.

Table continued...

Report Template	Statistic Name	Description
	Percent Complete	Percent of data collected for the interval. One hundred percent indicates all data has been collected.
Talkgroup at System Summary	Total Push To Talks	All PTTs generated by the talkgroup in the system.
	Total Active Calls	All group calls, private calls, phone calls, and emergency calls made by the talkgroup in the system.
	Total Busy Calls	All group and emergency call requests made by the talkgroup that received a busy.
	Percent of Talkgroups	Percentage of total active time for this talkgroup divided by the total active time of all talkgroups. This statistic shows the relative usage of the system for each talkgroup.
	Average Call Duration	Average call length of all group calls, private calls and emergency calls made by the talkgroup in the system (HH:MM:SS).
	Total Active Duration	Sum of the call length of each group call and emergency call made by the talkgroup in the system (HH:MM:SS).
	Total Busy Duration	Sum of the length of all busies received for all group, private, phone, and emergency calls made by the talkgroup in the system (HH:MM:SS).
	Percent Complete	Percent of data collected for the interval. One hundred percent indicates all data has been collected.
Radio Authentication	Passed Authentication	Number of registrations which were successful. Statistic is counted per zone but displayed summarized per system.
	Failed Authentication	Number of registrations which failed. Statistic is counted per zone but displayed summarized per system.
	Not Authenticated	Number of registrations which were not challenged for authentication. Statistic is counted per zone but displayed summarized per system.
	Percent Complete	Percent of data collected for the interval. One hundred percent indicates all data has been collected.
User at InterSystem	Intersystem Group Calls	All non-emergency intersystem group calls made by the user in the system.
	Intersystem Busy Group Calls	All non-emergency intersystem group calls made by the user that received a busy in the system.

Table continued...

Report Template	Statistic Name	Description
	Intersystem Private Calls	All intersystem private calls made by the user.
	Intersystem Busy Private Calls	All intersystem private calls made by the user that received a busy in the system and were placed in the busy queue.
	Total Intersystem Active Calls	All intersystem group, intersystem private, and intersystem emergency calls made by the user in the system.
	Total Intersystem Busy Calls	All intersystem group, intersystem private and intersystem emergency calls made by the user that received a busy in the system and were placed in the busy queue.
	Total Intersystem I PTTs	All intersystem group call Push-To-Talks generated by the user in the system. PTTs made by consoles and radios during intersystem private calls are not counted toward the PTT statistics kept by Historical Reports.
	Intersystem Group Call Duration	Sum of the non-emergency intersystem group call lengths made by a user (HH:MM:SS) in the system.
	Intersystem Busy Group Call Duration	Sum of the non-emergency intersystem group call lengths made by a user that received a busy and were placed in the busy queue (HH:MM:SS).
	Intersystem Private Call Duration	Sum of the call lengths (in seconds, divided by 2) of each intersystem private call participated in by a user. Each half of a call is allocated to the respective user.
	Intersystem Busy Private Call Duration	Sum of the call length (in seconds and divided by 2) of each intersystem private call made by a user that received a busy and was placed in the busy queue(HH:MM:SS).
	Total Intersystem Active Call Duration	Sum of the call length of each intersystem group call, intersystem private call and intersystem emergency call made by the user in the system (HH:MM:SS).
	Total Intersystem Busy Call Duration	Sum of the length of all busies received for all intersystem group, intersystem private and intersystem emergency calls by the user for the system (HH:MM:SS).
	Average Intersystem Call Duration	Average call length of all intersystem group calls, intersystem private calls and intersystem emergency calls made by the user in the system (HH:MM:SS).
	Percent complete	Percent of data collected for the interval. One hundred percent indicates all data has been collected.

Table continued...

Report Template	Statistic Name	Description
Talkgroup at InterSystem	Intersystem Group Calls	All intersystem group calls made by the talkgroup that are not emergency calls.
	Intersystem Busy Group Calls	All non-emergency intersystem group calls made by the talkgroup that received a busy in the system.
	Intersystem Emergency Calls	All intersystem emergency calls made by the talkgroup.
	Intersystem Busy Emergency Calls	All intersystem emergency calls made by the talkgroup that received a busy in the system.
	Total Intersystem Push To Talks	All PTTs generated by the talkgroup in intersystem calls. PTTs made by consoles and radios during private calls are not counted toward the PTT statistics kept by Historical Reports.
	Total Intersystem Active Calls	All intersystem group calls and intersystem emergency calls made by the talkgroup.
	Total Intersystem Busy Calls	All intersystem group and intersystem emergency call requests made by the talkgroup that received a busy.
	Percent of Talkgroups	Percentage of this talkgroup's total active time divided by the total active time of all talkgroups. This statistic shows the relative usage of the system for each talkgroup.
	Intersystem Group Call Duration	Sum of the call length of all non-emergency intersystem group calls made by the talkgroup (HH:MM:SS).
	Intersystem Busy Group Call Duration	Sum of the length of each busy received for all non-emergency intersystem group calls made by the talkgroup (HH:MM:SS).
	Intersystem Emergency Call Duration	Sum of the call length of all intersystem emergency calls made by the talkgroup (HH:MM:SS).
	Intersystem Busy Emergency Call Duration	Sum of the length of each busy received for all intersystem emergency calls made by the talkgroup (HH:MM:SS).
	Average Intersystem Call Duration	Average call length of all intersystem group calls and intersystem emergency calls made by the talkgroup (HH:MM:SS).
Total Intersystem Active Call Duration	Sum of the call length of each intersystem group call and intersystem emergency call made by the talkgroup (HH:MM:SS).	
InterSystem Voice Detail	Intersystem Group Calls	Count of group calls made in the system that are not emergency calls.
	Intersystem Group Call	Duration Sum of the call length of all non-emergency group calls made in the system (HH:MM:SS).

Table continued...

Report Template	Statistic Name	Description
	Intersystem Busy Group Calls	All non-emergency group calls that received a busy in the system.
	Intersystem Busy Group Call Duration	Sum of the length of each busy received for all non-emergency group calls made in the system (HH:MM:SS).
	Intersystem Private Calls	All private calls made in the system.
	Intersystem Private Call Duration	Sum of the call length of all private calls made in the system (HH:MM:SS).
	Intersystem Busy Private Calls	All private calls that received a busy in the system.
	Intersystem Busy Private Call Duration	Sum of the length of each busy received for all private calls made in the system (HH:MM:SS).
	Intersystem Emergency Calls	All emergency calls made in the system.
	Intersystem Emergency Call Duration	Sum of the call length (HH:MM:SS) of all emergency calls made in the system.
	Intersystem Busy Emergency Calls	All emergency calls that received a busy in the system.
	Intersystem Busy Emergency Duration	Sum of the length of each busy (HH:MM:SS) received for all emergency calls made in the system.
	Percent Complete	Percent of data collected for the interval. One hundred percent indicates all data has been collected.
Group Calls per Systems	Max 1 system in call	The count of group calls that involved 1 System during the call.
	Max 2 system in call	The count of group calls that involved 2 System during the call.
	Max 3 system in call	The count of group calls that involved 3 System during the call.
	Max 4 system in call	The count of group calls that involved 4 System during the call.
	Max 5 system in call	The count of group calls that involved 5 System during the call.
	Max 6 system in call	The count of group calls that involved 6 System during the call.
	Max 7 system in call	The count of group calls that involved 7 System during the call.
	Max 8 system in call	The count of group calls that involved 8 System during the call.
	Max 9 system in call	The count of group calls that involved 9 system during the call.

Table continued...

Report Template	Statistic Name	Description
	Max 10 system in call	The count of group calls that involved 10 System during the call.

3.4

Standard Zone Historical Reports

Table 17: Standard Zone Historical Reports

Report Name	Description	Purpose
ATIA Call Activity Packets	Call activity packets at the zone level.	Provides details of ATIA call activity type packets received in a zone. Use this report to analyze call activity packet characteristics within a zone.
ATIA CZU Packets	Controlling Zone Update (CZU) packets at the zone level.	Provides details of ATIA CZU type packets received in a zone. Use this report to analyze CZU packet characteristics within a zone.
ATIA Miscellaneous Packets	CmdCtrl, Cmd-Stat, ZC Link, Resource, and Dynamic Frequency Blocking (DFB) packets at the zone level.	Provides details of ATIA miscellaneous type packets received in a zone. Use this report to analyze miscellaneous packet characteristics within a zone.
ATIA MU Packets	Mobility Update (MU) packets at the zone level.	Provides details of ATIA MU type packets received in a zone. Use this report to analyze MU packet characteristics within a zone.
ATIA Packets Summary	ATIA packets at the zone level.	Provides a summary of ATIA packet amounts received within a zone. Use this report to obtain a condensed view of ATIA packet usage within a zone.
ATIA Radio Command Packets	Call activity packets at the zone level	Provides: <ul style="list-style-type: none"> • Details of ATIA call-activity type packets received in a zone. It is used to analyze call activity packet characteristics within a zone. • Time-related summary statistics of the table-driven and Dynamic Shared Services Algorithm (DSSA) feature, which is used to balance telephone interconnect services with talkgroup and unit-to-unit calls at the sites.
ATIA RST Packets 1	Radio status packets at the zone level.	Provides details of ATIA RST type 1 packets received in a zone. Use this report to analyze RST type 1 packet characteristics within a zone.
ATIA RST Packets 2	Radio status packets at the zone level.	Provides details of ATIA RST type 2 packets received in a zone. Use this

Table continued...

Report Name	Description	Purpose
		report to analyze RST type 2 packet characteristics within a zone.
ATIA System Request & Response Packets	System and response packets at the zone level.	Provides details of ATIA system request and response type packets received in a zone. Use this report to analyze system request and response packet characteristics within a zone.
Channel	Channel statistics at the zone level by Site ID and Channel ID.	Provides details of call activity by channel within a zone. Use this report to profile channel usage characteristics, such as call types and duration.
User at Zone	User statistics at the zone level per user.	Provides details of a user's call activity within a zone. Use this report to profile a user's usage characteristics, such as call types and duration.
User At Zone Summary	Summary of user statistics at the zone level.	Provides a summary of user's call activity within a zone. Use this report to obtain a condensed view of zone usage by a user.
Shared Service Site Detail	Time-related statistics of the table-driven and DSSA feature used to balance telephone interconnect services with talk-group and unit-to-unit calls at the sites.	Provides details of successful/unsuccessful calls by type in sites within a zone, and DSSA configuration parameters and status. It is used to analyze which call types encounter the most call denials (or "busies") in each site.
Shared Service Site Summary	Summary of the table-driven and DSSA feature.	Provides a summary of phone call activity by site within a zone and DSSA status. It is used to obtain a condensed view of site usage and DSSA status.
Site Busy	Site busy statistics at the zone level.	Provides an analysis of average and maximum call busy durations for different call types by site within a zone. Use this report to analyze which call types encounter the longest delays for service in each site.
Site Busy by Access Method Type	Site busy statistics at the zone level.	Provides an analysis of average and maximum call busy durations for different call types by site within a zone. Use this report to analyze which call types encounter the longest delays for service in each site.
Site Resource Busy	Statistics that show the amount of time the site had busy calls broken down by the number of busied calls.	Provides a percentage analysis by the number of calls per busy by site per zone. It provides a good indication of call congestion amount by site.
Site Data Detail	Data channel statistics for the site.	Provides details about data channel such as: channel utilization, data chan-

Table continued...

Report Name	Description	Purpose
		nel requests, channel allocations etc. for the selected site.
Site Voice Detail	Site detail statistics at the zone level.	Provides details of successful/unsuccessful calls by type in sites within a zone. Use this report to analyze which call types encounter the most call denials (or "busies") in each site.
Site Voice Detail by Access Method Type	Site detail statistics at the zone level.	Provides details of successful/unsuccessful calls by type in sites within a zone. Use this report to analyze which call types encounter the most call denials (or "busies") in each site.
Site Summary	Summary statistics at the zone level for the desired range of dates.	Provides a summary of call activity by site within a zone. Use this report to obtain a condensed view of site usage.
Site Voice and Data Detail	Statistics showing data channel requests and the request durations together with voice call requests and durations at the site level.	Provides a summary of data call and limited voice call activity at the site.
Conventional Talkgroup at Conventional Talkgroup Channel	Conventional talkgroup statistics at the conventional talkgroup channel	Provides details of conventional talkgroup call activity on a conventional talkgroup channel or for external conventional channels configured in the system. Use this report to furnish the total amount and duration of each call type by conventional talkgroup. It can be used to profile a talkgroup's activity patterns on a single conventional talkgroup channel.
Talkgroup at Site	Talkgroup at the site statistics at the zone level, sorted by talkgroup ID	Provides details of a talkgroup's call activity by site within a zone. Use this report to profile a talkgroup's usage characteristics, such as call types and duration, in each site.
Talkgroup at Zone	Talkgroup statistics at the zone level, sorted by talkgroup ID	Provides details of a conventional and trunking talkgroup's call activity within an entire zone. Use this report to profile a talkgroup's usage characteristics, such as call types and duration, within an entire zone.
Talkgroup at Zone by Access Method Type	Talkgroup statistics at the zone level, sorted by talkgroup ID	Provides details of a talkgroup's call activity within an entire zone. Use this report to profile a talkgroup's usage characteristics, such as call types and duration, within an entire zone.

Table continued...

Report Name	Description	Purpose
Talkgroup at Zone Summary	Talkgroup at the zone summary statistics at the zone level, sorted by talkgroup ID	Provides details of a user's conventional and trunking call activity within a zone. Use this report to profile a user's usage characteristics, such as call types and duration.
Zone Busy	Busy statistics at the zone level	Provides an analysis of average and maximum call busy durations for different call types within an entire zone. Use this report to analyze which call types encounter the longest delays for service in an entire zone.
Zone Busy Conventional Talkgroup	Busy statistics for a conventional talkgroup at the zone level	Provides a breakdown of average and maximum busy call duration by conventional talkgroups within the zone. Use this report to determine which conventional talkgroups experience the most busies. It can be used to help pinpoint where possible configuration and resource improvements can be made.
Zone Busy by Access Method Type	Busy statistics at the zone level	Provides an analysis of average and maximum call busy durations for different call types within an entire zone. Use this report to analyze which call types encounter the longest delays for service in an entire zone.
Zone Data Detail	Data channel statistics for the zone.	Provides a summary of data call activity throughout the zone.
Zone Voice Detail	Statistics for busy, private and emergency calls in the zone.	Provides details of successful and unsuccessful calls by type within an entire zone. Use this report to analyze which call types encounter the most call denials (or "busies") in a zone.
Zone Voice Detail by Access Method Type	Statistics for busy, private and emergency calls in the zone.	Provides details of successful and unsuccessful calls by type within an entire zone. Use this report to analyze which call types encounter the most call denials (or "busies") in a zone.
Zone Summary	Zone summary statistics.	Provides a summary of call activity within an entire zone. Use this report to obtain a condensed view of zone usage.
Zone Voice and Data Detail	Statistics showing use of the zone by data channel requests and request durations together with voice call requests and durations at the zone level.	Provides a summary of data call and limited voice call activity throughout the zone.
Console Site Detail	Call activity statistics for the console site.	Provides a summary of call activity involving the console site.

Table continued...

Report Name	Description	Purpose
Console Site Summary	Summarizes the use of the bandwidth for the trunking and conventional calls involving the console site.	Provides a summary of the total call counts and the use of available bandwidth for trunking and conventional calls involving the console site.
Channel FDMA vs. TDMA	FDMA and TDMA channel statistics at the zone level.	Provides details of call activity by channel within a zone with the distinction between FDMA and TDMA channels.
Site Channel Type Utilization Summary	Channel type statistics.	Provides details of call activity by channel type — FDMA, TDMA, or Dynamic.
Site Resource Busy FDMA vs. TDMA	Statistics that show the amount of time the site had busy calls divided by the number of busied calls.	Provides a percentage analysis by the number of calls per busy by site per zone. It provides a good indication of call congestion amount by site with the distinction between FDMA and TDMA.
Site Busy FDMA vs. TDMA	Site busy statistics at the zone level for FDMA and TDMA.	Provides an analysis of average and maximum FDMA and TDMA call busy durations for different call types by site within a zone. Use this report to analyze which FDMA and TDMA call types encounter the longest delays for service in each site.
Site Voice Detail FDMA vs. TDMA	FDMA and TDMA site detail statistics at the zone level with the FDMA and TDMA distinction.	Provides details of successful/unsuccessful calls by type in sites within a zone. Use this report to analyze which call types encounter the most call denials (or “busies”) in each site.
Site Voice Detail 2 FDMA vs. TDMA	Statistics showing summarized call duration, maximum and average call activity at the site level.	Provides a summary of voice call activity at the site.
Site Summary FDMA vs. TDMA	Summary statistics at the zone level for the desired range of dates with the FDMA and TDMA distinction.	Provides a summary of call activity by site within a zone with the FDMA and TDMA distinction.
Radio Authentication	Indicates the number of registrations.	Provides detailed numbers of radio registrations that were successful, failed, or were not challenged for authentication.

3.4.1 Zone Historical Reports Statistics



IMPORTANT: PTTs made by consoles and radios during private calls are not counted toward the PTT statistics kept by Historical Reports.

Table 18: Zone Historical Report Statistics

Report Template	Statistic Name	Description
ATIA Call Activity Packets	ATIA CAU SOC	All ATIA CAU Start of Call packets received in a zone.
	ATIA CAU Update Active Control	All ATIA CAU Update Active Control packets received in a zone.
	ATIA CAU Update Active No Control	All ATIA CAU Update Active No Control packets received in a zone.
	ATIA CAU Update Busy Control	All ATIA CAU Update Busy Control packets received in a zone.
	ATIA CAU Update Busy No Control	All ATIA CAU Update Busy No Control packets received in a zone.
	ATIA CAU Call Info Change	All ATIA CAU Call Info Change packets received in a zone.
	ATIA CAU Activation of Global Busy	All ATIA CAU Activation of Global Busy packets received in a zone.
	ATIA CAU Call State Change	All ATIA CAU Call State Change packets received in a zone.
	ATIA EOC	All ATIA End of Call packets received in a zone.
	ATIA Telephone Interconnect Device	All ATIA Interconnect packets received in a zone.
	ATIA Interconnect IR	All ATIA Interconnect IR packets received in a zone
	Percent Complete	Percent of data collected for the interval. One hundred percent indicates all data has been collected.
ATIA CZU Packets	CZU Start of Call	All ATIA CZU Start of Call packets received in a zone.
	ATIA CZU Active Control	All ATIA CZU Active Control packets received in a zone.
	ATIA CZU Active No Control	All ATIA CZU Active No Control packets received in a zone.
	ATIA CZU Busy Control	All ATIA CZU Busy Control packets received in a zone.
	ATIA CZU Activation Global Busy	All ATIA CZU Activation Global Busy packets received in a zone.
	ATIA CZU Zone Information Change	All ATIA CZU Zone Info Change packets received in a zone.
	ATIA CZU End of Call	All ATIA CZU End of Call packets received in a zone.

Table continued...

Report Template	Statistic Name	Description
	ATIA CZU Start Group Regroup	All ATIA CZU Start Group Regroup packets received in a zone.
	ATIA CZU End Group Regroup	All ATIA CZU End Group Regroup packets received in a zone.
	ATIA CZU Emergency Alarm	All ATIA CZU Emergency Alarm packets received in a zone.
	ATIA CZU Call State Change	All ATIA CZU Call State Change packets received in a zone.
	Percent Complete	Percent of data collected for the interval. One hundred percent indicates all data has been collected.
ATIA Miscellaneous Packets	ATIA Cmd - Ctrl CANCEL	All ATIA CmdCtrl CANCEL packets received in a zone.
	ATIA Cmd - Stat ACK	All ATIA Cmd - Stat ACK packets received in a zone.
	ATIA Cmd - Stat BUSY	All ATIA Cmd - Stat Busy packets received in a zone.
	ATIA Cmd - Stat NACK	All ATIA Cmd - Stat NACK packets received in a zone.
	ATIA ZC Link Up	All ATIA ZC Link Up packets received in a zone.
	ATIA ZC Link Down	All ATIA ZC Link Down packets received in a zone.
	ATIA Resource Failed	All ATIA Resource Failed packets received in a zone.
	ATIA Resource Pre-empted	All ATIA Resource Preempted packets received in a zone.
	ATIA DFB Block	All ATIA DFB Block packets received in a zone.
	ATIA DFB Unblock	All ATIA DFB Unblock packets received in a zone.
	ATIA DB Response Aff Info Resp	All ATIA DB Response Aff Info Response packets received in a zone.
	Percent Complete	Percent of data collected for the interval. One hundred percent indicates all data has been collected.
ATIA MU Packets	ATIA MU Unit Registration	All ATIA MU Unit Registration packets received in a zone.
	ATIA MU Console Registration	All ATIA MU Console Registration packets received in a zone.
	ATIA MU Request for Registration	All ATIA MU Request for Registration packets received in a zone.
	ATIA MU Group Affiliation	All ATIA MU Group Affiliation packets received in a zone.

Table continued...

Report Template	Statistic Name	Description
	ATIA MU Group Affiliation Query	All ATIA MU Group Affiliation Query packets received in a zone.
	ATIA MU Location Registration	All ATIA MU Location Registration packets received in a zone.
	ATIA MU Deregistration	All ATIA MU Deregistration packets received in a zone.
	ATIA MU Deregistration/Inc System	All ATIA MU Deregistration/Inc System packets received in a zone.
	ATIA MU Group Aff Query Response	All ATIA MU Group Aff Query Response packets received in a zone.
	ATIA MU Site Upload Affiliation	All ATIA MU Site Upload Affiliation packets received in a zone.
	Percent Complete	Percent of data collected for the interval. One hundred percent indicates all data has been collected.
ATIA Packets Summary	ATIA Total	All ATIA packets received in a zone.
	ATIA Radio Command Packet	All ATIA Radio Command packets received in a zone.
	ATIA Command Control Packet	All ATIA Command Control packets received in a zone.
	ATIA Command Status Packet	All ATIA Command Status packets received in a zone.
	ATIA CAU Packet	All ATIA Call Activity Update packets received in a zone.
	ATIA EOC Packet	All ATIA End of Call packets received in a zone.
	ATIA RST Packet	All ATIA Radio Status packets received in a zone.
	ATIA Interconnect Packet	All ATIA Interconnect packets received in a zone. This statistic counts all terminated phone calls within a zone. A zone counts each terminated phone call received by any site within that zone.
	ATIA DFB Packet	All ATIA Dynamic Frequency Blocking packets received in a zone.
	ATIA Systems Request Packet	All ATIA Systems Request packets received in a zone.
	ATIA Systems Response Packet	All ATIA Systems Response packets received in a zone.
	ATIA Database Response Packet	All ATIA Database Response packets received in a zone.
	ATIA ZC Link Packet	All ATIA ZC Link packets received in a zone.
	ATIA CZU Packet	All ATIA Controlling Zone Update packets received in a zone.

Table continued...

Report Template	Statistic Name	Description
	ATIA RSRC Removed Packet	All ATIA RSRC Removed packets received in a zone.
	Percent Complete	Percent of data collected for the interval. One hundred percent indicates all data has been collected.
ATIA Radio Command Packets	ATIA MU Packet	All ATIA MU packets received in a zone.
	Regroup TG	All ATIA RadCmd Regroup Talk Group packets received in a zone.
	Regroup MG	All ATIA RadCmd Regroup Multigroup packets received in a zone.
	XRegroup	All ATIA RadCmd XRegroup packets received in a zone.
	Inhibit	All ATIA RadCmd Inhibit packets received in a zone.
	XInhibit	All ATIA RadCmd Xinhibit packets received in a zone.
	Lock	All ATIA RadCmd Lock packets received in a zone.
	UnLock	All ATIA RadCmd Unlock packets received in a zone.
	EA ACK	All ATIA RadCmd Emergency Alarm ACK packets received in a zone.
	MSG ACK	All ATIA RadCmd MSG ACK packets received in a zone.
	STAT ACK	All ATIA RadCmd STAT ACK packets received in a zone.
	CM ACK	All ATIA RadCmd Change Me ACK packets received in a zone.
	Radio Check	All ATIA RadCmd Radio Check packets received in a zone.
	Call Alert	All ATIA RadCmd Call Alert packets received in a zone.
	Remote Trace Parameter	All ATIA RadCmd Remote Trace Parameter packets received in a zone.
Remote Trace Freq	All ATIA RadCmd Remote Trace Frequency packets received in a zone.	
Remote Trace TG	All ATIA RadCmd Remote Trace Talk Group packets received in a zone.	
EPC Ring	All ATIA RadCmd EPC Ring packets received in a zone.	
Secure EPC Ring	All ATIA RadCmd Secure EPC Ring packets received in a zone.	

Table continued...

Report Template	Statistic Name	Description
	Percent Complete	Percent of data collected for the interval. One hundred percent indicates all data has been collected.
ATIA RST Packets 1	ATIA RST Regroup TG ACK	All ATIA RST Regroup talkgroup ACK packets received in a zone.
	ATIA RST Regroup MG ACK	All ATIA RST Regroup Multigroup ACK packets received in a zone.
	ATIA RST Affiliation Request	All ATIA RST Affiliation Request packets received in a zone.
	ATIA RST CA	All ATIA RST CA packets received in a zone.
	ATIA RST RST Inhibit ACK	All ATIA RST Inhibit ACK packets received in a zone.
	ATIA RST Xinhibit ACK	All ATIA RST Xinhibit ACK packets received in a zone.
	ATIA RST Lock ACK	All ATIA RST Lock ACK packets received in a zone.
	ATIA RST Unlock ACK	All ATIA RST Unlock ACK packets received in a zone.
	ATIA RST EA	All ATIA RST Emergency Alarm packets received in a zone.
	ATIA RST Status	All ATIA RST Status packets received in a zone.
	ATIA RST Message	All ATIA RST Message packets received in a zone.
	ATIA RST Radio Affiliation	All ATIA RST Radio Affiliation packets received in a zone.
	ATIA RST CM	All ATIA RST CM packets received in a zone.
	ATIA RST CA ACK	All ATIA RST CA ACK packets received in a zone.
	ATIA RST Busy Override ACK	All ATIA RST Busy Override ACK packets received in a zone.
	ATIA RST PC Ring	All ATIA RST PC Ring packets received in a zone.
ATIA RST Start Group Regroup	All ATIA RST Start Group Regroup packets received in a zone.	
ATIA RST End Group Regroup	All ATIA RST End Group Regroup packets received in a zone.	
	Percent Complete	Percent of data collected for the interval. One hundred percent indicates all data has been collected.
ATIA RST Packets 2	ATIA RST SAC Reject	All ATIA RST SAC Reject packets received in a zone.

Table continued...

Report Template	Statistic Name	Description
	ATIA RST Emergency Indicator	All ATIA RST Emergency Indicator packets received in a zone.
	ATIA RST Deaffiliation	All ATIA RST Deaffiliation packets received in a zone.
	ATIA RST Incorrect Zone Deaffiliation	All ATIA RST Incorrect Zone Deaffiliation packets received in a zone.
	ATIA RST Start DI Ring	All ATIA RST Start DI Ring packets received in a zone.
	ATIA RST End DI Ring	All ATIA RST End DI Ring packets received in a zone.
	ATIA RST Remote Trace Parameter ACK	All ATIA RST Remote Trace Cmd ACK packets received in a zone.
	ATIA RST Remote Trace Cmd ACK	All ATIA RST Remote Trace Cmd ACK packets received in a zone.
	ATIA RST Remote Trace NACK	All ATIA RST Remote Trace NACK packets received in a zone.
	ATIA RST Individual Roamed Zone	All ATIA RST Individual Roamed Zone packets received in a zone.
	ATIA RST Trespass	All ATIA RST Trespass packets received in a zone.
	ATIA RST Proceeding OSW	All ATIA RST Proceeding OSW packets received in a zone.
	ATIA RST Proceeding ACK	All ATIA RST Proceeding ACK packets received in a zone.
	ATIA RST Ring Update	All ATIA RST Ring Update packets received in a zone.
	ATIA RST Cancel Call ACK	All ATIA RST Cancel Call ACK packets received in a zone.
	ATIA RST Dynamic Regroup ACK	All ATIA RST Dynamic Regroup ACK packets received in a zone.
	ATIA RST Cancel Regroup ACK	All ATIA RST Cancel Regroup ACK packets received in a zone.
	ATIA RST Radio Check ACK	All ATIA RST Radio Check ACK packets received in a zone.
	Percent Complete	Percent of data collected for the interval. One hundred percent indicates all data has been collected.
ATIA System Request & Response Packets	ATIA System Request CC	All ATIA System Request CC packets received in a zone.
	ATIA System Request Status	All ATIA System Request Status packets received in a zone.

Table continued...

Report Template	Statistic Name	Description
	ATIA System Response CC	All ATIA System Response CC packets received in a zone.
	ATIA System Response Start VOC	All ATIA System Response Start VOC packets received in a zone.
	ATIA System Response End VOC	All ATIA System Response End VOC packets received in a zone.
	ATIA System Response Start BSI	All ATIA System Response Start BSI packets received in a zone.
	ATIA System Response End BSI	All ATIA System Response End BSI packets received in a zone.
	ATIA System Response Status Update	All ATIA System Response Status Update packets received in a zone.
	Percent Complete	Percent of data collected for the interval. One hundred percent indicates all data has been collected.
Channel	Data Channel Allocations	The count of the number of times this channel was allocated as a data channel at its site. This statistic is the count of data calls which had some active duration and used this channel.
	Group Calls	All non-emergency group calls made using this channel.
	Private Calls	All private calls made using this channel.
	Phone Calls	All phone calls made using this channel.
	Emergency Calls	All emergency calls using this channel.
	Total Active Calls	All group, private, phone, and emergency calls using this channel.
	Blocked Duration	Amount of time the channel was blocked due to Dynamic Frequency Blocking (HH:MM:SS).
	Data Channel Duration	The sum of the length of time (in seconds) this channel was allocated as a data channel.
	Group Call Duration	Sum of the call length of each non-emergency group call made using this channel (HH:MM:SS).
	Private Call Duration	Sum of the call lengths of each private call using this channel (HH:MM:SS).
	Phone Call Duration	Sum of the call length of each phone call made using this channel (HH:MM:SS).
	Emergency Call Duration	Sum of the call length of all emergency calls using this channel (HH:MM:SS).
	Total Active Call Duration	Sum of the call length of each group call, private call, phone call, and emergency call made using this channel (HH:MM:SS).

Table continued...

Report Template	Statistic Name	Description
	Average Voice Call Duration	Average call length of all group calls, private calls, phone calls, and emergency calls using this channel (HH:MM:SS).
	Control Channel Duration	Amount of time this channel was used as the Control Channel (HH:MM:SS).
	Percent Complete	Percent of data collected for the interval. One hundred percent indicates all data has been collected.
	Percent Usage	The number of times all the channels at the site are used compared to the availability of all the channels. The formula used to make this calculation is: $\text{Control Channel Duration} + \text{Total Active Duration} / (\text{Interval Length} * \text{Number of Channels} - \text{Blocked Duration})$.
User at Zone	Group Calls	All non-emergency group calls made in the zone by this user.
	Busy Group Calls	All non-emergency group calls made in the zone by this user that received a busy.
	Private Calls	All private calls made in the zone by this user.
	Busy Private Calls	All private call requests made in the zone by this user that received a busy.
	Phone Calls	All phone calls made in the zone by this user.
	Busy Phone Calls	All phone call requests in the zone by this user that received a busy.
	Total Active Calls	All group calls, private calls, phone calls, and emergency calls made in the zone by this user.
	Total Busy Calls	All group and emergency call requests made in the zone by this user that received a busy.
	Total Push To Talks	All group call PTTs generated in the zone by this user.
	Group Call Duration	Sum of the call length of all non-emergency group calls made in the zone by this user (HH:MM:SS).
	Busy Group Call Duration	Sum of the length of each busy received for all non-emergency group calls made in the zone by this user (HH:MM:SS).
	Private Call Duration	Sum of the call length of all private calls made in the zone by this user (HH:MM:SS).
	Busy Private Call Duration	Sum of the length of each busy received for all private calls made in the zone by this user (HH:MM:SS).
	Phone Call Duration	Sum of the call length for each phone call made in the zone by this user (HH:MM:SS).

Table continued...

Report Template	Statistic Name	Description
	Busy Phone Call Duration	Sum of the length of each busy received for all phone calls made in the zone by this user (HH:MM:SS).
	Total Active Call Duration	Sum of durations of group, private, phone, and emergency calls made in the zone by this user (HH:MM:SS).
	Total Busy Call Duration	Sum of the length of all busies received for all group, private, phone, and emergency calls made in the zone by this user (HH:MM:SS).
	Average Call Duration	Average call length of all group calls, private calls, phone calls, and emergency calls made in the zone by this user (HH:MM:SS).
	Percent Complete	Percent of data collected for the interval. One hundred percent indicates all data has been collected.
User At Zone Summary	Total Active Calls	All group calls, private calls, phone calls, and emergency calls made in the zone by this user.
	Total Active Duration	Sum of durations of group, private, phone, and emergency calls made in the zone by this user (HH:MM:SS).
	Total Push To Talks	All PTTs generated by this user in the zone.
	Average Call Duration	Average call length of all group calls, private calls, phone calls, and emergency calls made by this user (HH:MM:SS).
	Total Busy Calls	All group, private, phone, and emergency calls made in the zone by the user that received a busy.
	Total Busy Call Duration	Sum of the length of all busies received for all group, private, phone, and emergency calls made in the zone by this user.
	Total Active and Busy Calls	Sum of active calls placed in the busy queue in the zone by this user.
	Total Active and Busy Call Duration	Sum of the duration of active calls in the busy queue in the zone by this user (HH:MM:SS).
	Percent Complete	Percent of data collected for the interval. One hundred percent indicates all data has been collected.
Shared Service Site Detail	DSSA Enabled	Whether DSSA is enabled at this site, can be used for grouping/indexing.
	Busy Group Resources	The number of non-emergency group calls for this site placed in the busy queue.
	Busy Private Resources	The number of busy private calls for this site placed in the busy queue.

Table continued...

Report Template	Statistic Name	Description
	Busy Phone Resources	The number of busy phone calls for this site placed in the busy queue.
	Busy Emergency Resources	The count of all emergency calls that received a busy at this site.
	MINLIM (Minimum Limit)	The user configured minimum limit for simultaneous interconnect calls at the site during the interval.
	MINLENGTH (Minimum Phone Call Duration)	The user configured minimum limit for duration of interconnect calls at the site during the interval.
	Repeaters in Service	The number of repeaters currently in service at the site.
	Result Time	The time at which the DSSA algorithm generated these values.
	Percent Complete	Percent of data collected for the interval. One hundred percent indicates all data has been collected.
	Busy Group Call Duration	The total busy time for non-emergency group calls for this site.
	Busy Private Call Duration	The total busy time for private calls for this site.
	Busy Phone Call Duration	The total busy time for phone calls for this site.
	Busy Emer. Call Duration	The total busy time for emergency calls for this site.
	MAXLIM (Maximum Limit)	The user configured maximum limit for simultaneous interconnect calls at the site during the interval.
	MAXLENGTH (Maximum Length)	The user configured maximum limit for duration of interconnect calls at the site during the interval.
	Rptrs Reserved for Dispatch (Repeaters Reserved For Dispatch)	The number of repeaters user configured as reserved for dispatch at the site.
	Level Of Service	The LOS profile used during the interval at the site.
	Dispatch Busy Delay	The average length of a dispatch busy call at this site. Dispatch busy duration / dispatch busy count
	Phone Busy Delay	The average total time for phone calls in the busy queue for this site.

Table continued...

Report Template	Statistic Name	Description
	Target Dispatch Delay	The user configured target for average dispatch busy duration at this site.
	Target Phone Delay	The user configured target for average interconnect busy duration at this site.
	Maximum Number of Phone Res. (Maximum Number of Phone Resources)	The value chosen for maximum number of simultaneous interconnect calls at the site during the interval. This is one of the output values returned to the zone controller.
	Maximum Duration of Phone Calls	The value chosen for maximum duration of interconnect calls at the site during the interval. This is one of the output values returned to the zone controller.
	Repeaters Phone Capable	The number of repeaters user configured as interconnect capable at the site.
Shared Service Site Summary	DSSA Enabled	Whether DSSA is enabled at this site, can be used for grouping/indexing.
	Busy Phone Resources	The number of phone calls for this site placed in the busy queue.
	Busy Dispatch Resources	Group calls placed in the busy queue + private calls placed in the busy queue + emergency calls placed in the busy queue. The total number of dispatch calls placed in the busy queue at this site.
	Busy Dispatch Call Duration	Busy group call duration + busy private call duration + busy emergency call duration. The total duration of dispatch busy calls at this site.
	Repeaters in Service	The number of repeaters currently in service at the site.
	Result Time	The time at which the DSSA algorithm generated these values.
	Percent Complete	Percent of data collected for the interval. One hundred percent indicates all data has been collected.
	Busy Phone Call Duration	The total time phone calls were placed in the busy queue for this site.
	Level Of Service	The Level Of Service profile used during the interval at the site.
	Dispatch Busy Delay	The average length of a dispatch busy call at this site. Dispatch busy duration / dispatch busy count
Phone Busy Delay	The average total time phone calls were placed in the busy queue for this site.	

Table continued...

Report Template	Statistic Name	Description
	Maximum Number of Phone Resources	The value calculated for maximum number of simultaneous interconnect calls at the site during the interval. This is one of the output values returned to the zone controller.
	Maximum Duration of Phone Calls	The value calculated for maximum duration of interconnect calls at the site during the interval. This is one of the output values returned to the zone controller.
Site Busy	Maximum Busy Group Call Duration	Maximum busy length of all non-emergency group calls received using this site (HH:MM:SS).
	Average Busy Group Call Duration	Average busy length of all non-emergency group calls received using this site (HH:MM:SS).
	Maximum Busy Private Call Duration	Maximum busy length of all private calls in the busy queue using this site (HH:MM:SS).
	Average Busy Private Call Duration	Average busy length of all private calls in the busy queue using this site (HH:MM:SS).
	Maximum Busy Phone Call Duration	Maximum busy length of all phone calls in the busy queue using this site (HH:MM:SS).
	Average Busy Phone Call Duration	Average busy length of all phone calls in the busy queue using this site (HH:MM:SS).
	Maximum Busy Emergency Call Duration	Maximum busy length of all emergency calls in the busy queue using this site (HH:MM:SS).
	Average Busy Emergency Call Duration	Average busy length of all emergency calls in the busy queue using this site (HH:MM:SS).
	Maximum Busy Data Channel Request Duration	The maximum busy length (in seconds) of any busied request for allocation of a data channel at the site.
	Average Busy Data Channel Request Duration	The average busy length (in seconds) from all busied requests for allocation of a data channel received at the site. Note that a call can only be included in this statistic once the call ends. As a result, this statistic may be inaccurate for short interval lengths where calls span the interval boundary
	Percent Complete	Percent of data collected for the interval. One hundred percent indicates all data has been collected.
Site Busy by Access Method Type	Access Method Type	Access method type for which the data will be displayed: FDMA or TDMA.
	Maximum Busy Group Call Duration	Maximum busy length of all non-emergency group calls received using this site (HH:MM:SS).

Table continued...

	Average Busy Group Call Duration	This statistic is equal to: Busy Group Call Duration / Busy Group Calls
	Maximum Busy Private Call Duration	Maximum busy length of all private calls in the busy queue using this site (HH:MM:SS).
	Average Busy Private Call Duration	This statistic is equal to: Busy Private Call Duration / Busy Private Calls
	Maximum Busy Phone Call Duration	Maximum busy length of all phone calls in the busy queue using this site (HH:MM:SS).
	Average Busy Phone Call Duration	This statistic is equal to: Busy Phone Call Duration / Busy Phone Calls
	Maximum Busy Emergency Call Duration	Maximum busy length of all emergency calls in the busy queue using this site (HH:MM:SS).
	Average Busy Emergency Call Duration	This statistic is equal to: Busy Emergency Call Duration / Busy Emergency Calls
	Maximum Busy Data Channel Request Duration	The maximum busy length (in seconds) of any busied request for allocation of a data channel at the site.
	Average Busy Data Channel Request Duration	The average busy length (in seconds) from all busied requests for allocation of a data channel received at the site. Note that a call can only be included in this statistic once the call ends. As a result, this statistic may be inaccurate for short interval lengths where calls span the interval boundary.
	Percent Complete	Percent of data collected for the interval. One hundred percent indicates all data has been collected.
Site Resource Busy	One or More Busy Percent	The percentage of time at least one call was busied due to no resources at this site.
	Two or More Busy Percent	The percentage of time at least two calls were busied due to no resources at this site.
	Three or More Busy Percent	The percentage of time at least three calls were busied due to no resources at this site.
	Four or More Busy Percent	The percentage of time at least four calls were busied due to no resources at this site.
	Percent Complete	Percent of data collected for the interval. One hundred percent indicates all data has been collected.
Site Data Detail	Data Channel Utilization	The percentage of a Site's data channel resources that were in use during an interval. Per interval, this is the Site's data channel duration divided by the number of channels configured for data at the site multiplied by the length of the interval in seconds.
	Data Channel Duration	The sum of the length of time (in seconds) each channel at the site was allocated as a data channel.

Table continued...


	Data Channel Requests	The count of all requests for allocation of a data channel at the site. This statistic is the count of all data call requests made, including those that were busy or had no active duration.
	Data Channel Allocations	The count of allocations of data channels at the site. This statistic is the count of data calls which had some active duration.
	Busy Data Channel Requests	The count of all requests for allocation of a data channel that received a busy at the site.
	Busy Data Channel Request Duration	The sum of the length of time (in seconds) requests for allocation of a data channel were busied at the site.
	Max Busy Data Channel Request Duration	The maximum busy length (in seconds) of any busied request for allocation of a data channel at the site.
	Average Busy Data Channel Request Duration	The average busy length (in seconds) from all busied requests for allocation of a data channel received at the site.  NOTICE: Call can only be included in this statistic once the call ends. As a result, this statistic may be inaccurate for short interval lengths where calls span the interval boundary.
	Percent Complete	Percent of data collected for the interval. One hundred percent indicates all data has been collected.
Site Voice Detail	Group Calls	All non-emergency group calls using this site.
	Group Call Duration	Sum of the call length (HH:MM:SS) of all non-emergency group calls using this site.
	Busy Group Calls	All non-emergency group calls using this site that received a busy.
	Busy Group Call Duration	Sum of the length of each busy received for all non-emergency group calls made using this site (HH:MM:SS).
	Private Calls	All private calls using this site.
	Private Call Duration	Sum of the call length of all private calls made using this site (HH:MM:SS).
	Busy Private Calls	All private calls made by the user using this site that were placed in the busy queue.
	Busy Private Call Duration	Sum of the length of each busy received for all private calls made using this site (HH:MM:SS).
	Phone Calls	All phone calls using this site.
	Phone Call Duration	Sum of the call length of all phone calls made using this site (HH:MM:SS).

Table continued...

	Busy Phone Calls	All phone calls using this site that were placed in the busy queue.
	Busy Phone Call Duration	Sum of the length of each busy received for all phone calls made using this site (HH:MM:SS).
	Emergency Calls	All emergency calls using this site.
	Emergency Call Duration	Sum of the call length of all emergency calls made using this site (HH:MM:SS).
	Busy Emergency Calls	All emergency calls using this site that were placed in the busy queue.
	Busy Emergency Call Duration	Sum of the length of each busy received for all emergency calls using this site (HH:MM:SS).
	Control Channel Duration	Amount of time all channels were used as the control channel (HH:MM:SS).
	Percent Complete	Percent of data collected for the interval. One hundred percent indicates all data has been collected.
Site Voice Detail by Access Method Type	Access Method Type	Access method type for which the data will be displayed: FDMA or TDMA.
	Group Calls	All non-emergency group calls using this site.
	Group Call Duration	Sum of the call length (HH:MM:SS) of all non-emergency group calls using this site.
	Busy Group Calls	All non-emergency group calls using this site that received a busy.
	Busy Group Call Duration	Sum of the length of each busy received for all non-emergency group calls made using this site (HH:MM:SS).
	Private Calls	All private calls using this site.
	Private Call Duration	Sum of the call length of all private calls made using this site (HH:MM:SS).
	Busy Private Calls	All private calls made by the user using this site that were placed in the busy queue.
	Busy Private Call Duration	Sum of the length of each busy received for all private calls made using this site (HH:MM:SS).
	Phone Calls	All phone calls using this site.
	Phone Call Duration	Sum of the call length of all phone calls made using this site (HH:MM:SS).
	Busy Phone Calls	All phone calls using this site that were placed in the busy queue.
	Busy Phone Call Duration	Sum of the length of each busy received for all phone calls made using this site (HH:MM:SS).
	Emergency Calls	All emergency calls using this site.
	Emergency Call Duration	Sum of the call length of all emergency calls made using this site (HH:MM:SS).

Table continued...

	Busy Emergency Calls	All emergency calls using this site that were placed in the busy queue.
	Busy Emergency Call Duration	Sum of the length of each busy received for all emergency calls using this site (HH:MM:SS).
	Percent Complete	Percent of data collected for the interval. One hundred percent indicates all data has been collected.
	Control Channel Duration	Sum of length of time of all channels in a zone served as a control channel.
Site Summary	Total Push-To-Talks	All group call PTTs generated in the site.
	Average Voice Call Duration	Average call length of all group calls, private calls, phone calls, and emergency calls using the site (HH:MM:SS).
	Total Active Calls	All group calls, private calls, phone calls, and emergency calls using the site + Data Channel Allocation Count.
	Total Active Duration	Sum of durations of group, private, phone, and emergency calls using the site + Data Channel Duration.
	Data Channel Duration	The sum of the length of time (in seconds) each channel at the site was allocated as a data channel.
	Total Busy Calls	All group, private, phone, and emergency calls that received a busy using the site + Busy Data Chnl Request Count.
	Total Busy Duration	Sum of the length of all busies received for all group, private, phone, and emergency calls using the site + Busy Data Chnl Request Duration.
	Dynamic Frequency Blocked Duration	Sum of the length of time each channel in a site was blocked. A site sums the time each blocked channel is blocked for all Channels at the site (HH:MM:SS).
	Percent Complete	Percent of data collected for the interval. One hundred percent indicates all data has been collected.
	Percent Usage	Number of times all the channels at the site are used versus the availability of all the channels. The formula used to make this calculation is: Control Channel Duration + Total Active Duration) / (Interval Length * Number of Channels - Blocked Duration).
Talkgroup at Site	Site Call Count	Sum of group calls and emergency calls made by this talkgroup at the selected site.
	Site Call Duration	Sum of call length of group calls and emergency calls made by this talkgroup at the selected site.

Table continued...

	Percent Complete	Percent of data collected for the interval. One hundred percent indicates all data has been collected.
Talkgroup at Zone	Group Calls	All group calls made by this trunking or conventional talkgroup that are not emergency calls in the zone.
	Busy Group Calls	All non-emergency group calls made by this trunking or conventional talkgroup that were placed in the busy queue in the zone.
	Channel Busy Conventional Talkgroup Calls	All group calls made by this conventional talkgroup in the zone that were placed in the busy queue due to another console originated conventional talkgroup call on the same conventional talkgroup channel.
	Emergency Calls	All emergency calls made by this trunking or conventional talkgroup in the zone.
	Busy Emergency Calls	All emergency calls made by this trunking talkgroup that were placed in the busy queue in the zone.
	Conventional Talkgroup Console Takeovers	All console takeovers made by this conventional talkgroup in the zone.
	Conventional Talkgroup Radio Takeunders	All radio takeunders made by this conventional talkgroup in the zone.
	Total Push To Talks	Sum of all group call PTTs generated by this trunking or conventional talkgroup in the zone.
	Total Active Calls	All group calls and emergency calls made by this trunking or conventional talkgroup in the zone.
	Percent of Talkgroups	Percentage of this talkgroup's total active time divided by the total active time of all talkgroups. This statistic shows the relative usage of the zone for each trunking or conventional talkgroup.
	Group Call Duration	Sum of the call length of all non-emergency group calls made by this trunking or conventional talkgroup in the zone (HH:MM:SS).
	Emergency Call Duration	Sum of the call length of all emergency calls made by this trunking or conventional talkgroup in the zone (HH:MM:SS).
	Average Call Duration	Average call length of all group calls and emergency calls made by this trunking or conventional talkgroup in the zone (HH:MM:SS).
Total Active Call Duration	Sum of the call length of each group call and emergency call made by this trunking or conventional talkgroup in the zone (HH:MM:SS).	

Table continued...

	Total Busy Call Duration	Sum of the length of all busies received for all group calls made by this trunking or conventional talkgroup in the zone (HH:MM:SS).
	Total Channel Busy Call Duration	Sum of the length of all busies received for all group calls made by this conventional talkgroup in the zone that were busy due to another console originated conventional talkgroup call on the same conventional talkgroup channel. (HH:MM:SS).
	Number of Group Text Messages	Number of attempted group text messages on this talkgroup.
	Average Group Text Message Size	Average number of bytes in the group text messages attempted on this talkgroup.
	Percent Complete	Percent of data collected for the interval. One hundred percent indicates all data has been collected.
Talkgroup at Zone by Access Method Type	Access Method Type	Access method type for which the data will be displayed: FDMA, TDMA, or Mixed.
	Group Calls	All group calls made by this talkgroup that are not emergency calls in the zone.
	Busy Group Calls	All non-emergency group calls made by this talkgroup that were placed in the busy queue in the zone.
	Emergency Calls	All emergency calls made by this talkgroup in the zone.
	Busy Emergency Calls	All emergency calls made by this talkgroup that were placed in the busy queue in the zone.
	Total Push To Talks	Sum of all group call PTTs generated by this talkgroup in the zone.
	Total Active Calls	All group calls and emergency calls made by this talkgroup in the zone.
	Total Busy Calls	Sum of busy group calls and busy emergency calls made by this talkgroup in the zone.
	Group Call Duration	Sum of the call length of all non-emergency group calls made by this talkgroup in the zone (HH:MM:SS).
	Busy Group Call Duration	Sum of the length of each busy generated for all non-emergency group calls made by this talkgroup in the zone (HH:MM:SS).
	Emergency Call Duration	Sum of the call length of all emergency calls made by this talkgroup in the zone.
Busy Emergency Call Duration	Sum of the length (HH:MM:SS) of each busy generated for all emergency calls made by this talkgroup in the zone (HH:MM:SS).	

Table continued...

	Average Call Duration	Average call length of all group calls and emergency calls made by this talkgroup in the zone (HH:MM:SS).
	Total Active Call Duration	Sum of the call length of each group call and emergency call made by this talkgroup in the zone (HH:MM:SS).
	Total Busy Call Duration	Sum of the length of all busies received for all group and emergency calls made by this talkgroup in the zone (HH:MM:SS).
	Percent of Talkgroups	Percentage of this talkgroup's total active time divided by the total active time of all talkgroups. This statistic shows the relative usage of the system for each talkgroup.
	Percent Complete	Percent of data collected for the interval. One hundred percent indicates all data has been collected.
Talkgroup at Zone Summary	Total Push To Talks	Sum of all group call PTTs generated by this trunking or conventional talkgroup in the zone.
	Total Active Calls	All group calls and emergency calls made by this trunking or conventional talkgroup in the zone.
	Total Busy Group Calls	All busy group calls made by a trunking or conventional talkgroup in the zone.
	Total Active and Busy Calls	Number of group calls made by this trunking or conventional talkgroup in the zone that were in the state with both active and busy resources.
	Total Channel Busy Conventional Talkgroup Calls	All group calls made by this conventional talkgroup in the zone that were placed in the busy queue due to another console originated conventional talkgroup call on the same conventional talkgroup channel.
	Percent of Total Talkgroups	Percentage of this talkgroup's total active time divided by the total active time of all talkgroups. This statistic shows the relative usage of the zone for each trunking or conventional talkgroup in the zone.
	Average Call Duration	Average call length of all group calls and emergency calls made by this trunking or conventional talkgroup in the zone (HH:MM:SS).
	Total Active Durations	Sum of the call length of each group call and emergency call made by this trunking or conventional talkgroup in the zone (HH:MM:SS).
	Total Busy Group Call Durations	Sum of the call length of each group call made by this trunking or conventional talkgroup in the zone that received a busy (HH:MM:SS).

Table continued...

	Total Active and Busy Call Durations	Sum of call lengths of each group call made by this trunking or conventional talkgroup that were in the state with both active and busy resources.
	Total Channel Busy Call Durations	Sum of the length of all busies received for all group calls made by this conventional talkgroup in the zone that were busy due to another console originated conventional talkgroup call on the same conventional talkgroup channel. (HH:MM:SS).
	Percent Complete	Percent of data collected for the interval. One hundred percent indicates all data has been collected.
Zone Busy	Maximum Busy Group Call Duration	Maximum busy length of all non-emergency group calls made in the zone (HH:MM:SS).
	Average Busy Group Call Duration	Average busy length of all non-emergency group calls made in the zone (HH:MM:SS).
	Maximum Busy Private Call Duration	Maximum busy length of all private calls made in the zone (HH:MM:SS).
	Average Busy Private Call Duration	Average busy length of all private calls made in the zone (HH:MM:SS).
	Maximum Busy Phone Call Duration	Maximum busy length of all phone calls made in the zone (HH:MM:SS).
	Average Busy Phone Call Duration	Average busy length of all phone calls made in the zone (HH:MM:SS).
	Maximum Busy Emergency Call Duration	Maximum busy length of all emergency calls made in the zone (HH:MM:SS).
	Average Busy Emergency Call Duration	Average busy length of all emergency calls made in the zone (HH:MM:SS).
	Maximum Busy Data Channel Request Duration	The maximum busy length (in seconds) of any busied request for allocation of a data channel within a zone. The statistic represents the maximum busy length (per interval) from all such requests received at all sites in the zone.
	Average Busy Data Channel Request Duration	The average busy length (in seconds) from all busied requests for allocation of a data channel received within a zone. The statistic represents the average busy length (per interval) of all such requests received at all sites in the zone. Note that a call can only be included in this statistic once the call ends. As a result, this statistic may be inaccurate for short interval lengths where calls span the interval boundary.
	Transcoder Busy Calls Count	The number of calls busied due to lack of transcoding resources within the selected time period.

Table continued...

	Transcoder Busy Calls Duration	The length (in seconds) of calls busied due to lack of transcoding resources within the selected time period.
	Percent Complete	Percent of data collected for the interval. One hundred percent indicates all data has been collected.
Zone Busy Conventional Talkgroup	Maximum Busy Conventional Talkgroup Call Duration	Maximum busy length of all conventional talkgroup calls made in the zone (HH:MM:SS).
	Maximum Channel Busy Conventional Talkgroup Call Duration	Maximum busy length of all conventional talkgroup calls made in the zone that were placed in the busy queue due to another console originated conventional talkgroup call on the same conventional talkgroup channel (HH:MM:SS).
	Average Busy Conventional Talkgroup Call Duration	Average busy length of all conventional talkgroup calls made in the zone (HH:MM:SS).
	Average Channel Busy Conventional Talkgroup Call Duration	Average busy length of all conventional talkgroup calls made in the zone that were placed in the busy queue due to another console originated conventional talkgroup call on the same conventional talkgroup channel (HH:MM:SS).
	Percent Complete	Percent of data collected for the interval. One hundred percent indicates all data has been collected.
Conventional Talkgroup at Conventional Talkgroup Channel	Conventional Talkgroup Calls	All group calls that are not emergency calls made on this conventional talkgroup channel.
	Busy Conventional Talkgroup Calls	All non-emergency group calls made on this conventional talkgroup channel that were placed in the busy queue.
	Channel Busy Conventional Talkgroup Calls	All conventional talkgroup calls made on this conventional talkgroup channel that were busied due to another console originated conventional talkgroup call on the same conventional talkgroup channel.
	Emergency Calls	All emergency calls made on this conventional talkgroup channel.
	Total Active Calls	All group calls and emergency calls made on this conventional talkgroup channel
	Total Push To Talks	Sum of all group call PTTs generated on this conventional talkgroup channel.
	Conventional Talkgroup Call Duration	Sum of the call length of all non-emergency group calls made on this conventional talkgroup channel (HH:MM:SS).
Emergency Call Duration	Sum of the call length of all emergency calls made on this conventional talkgroup channel (HH:MM:SS).	

Table continued...

	Average Call Duration	Average call length of all group calls and emergency calls made on this conventional talkgroup channel. (HH:MM:SS).
	Total Active Call Duration	Sum of the call length of each group call and emergency call made on this conventional talkgroup channel. (HH:MM:SS).
	Total Busy Call Duration	Sum of the length of all busies received for all group calls on this conventional talkgroup channel. (HH:MM:SS).
	Total Channel Busy Call Duration	Sum of the length of all busies received for all group calls on this conventional talkgroup channel that were busied due to another console originated conventional talkgroup call on the same conventional talkgroup channel. (HH:MM:SS).
	Percent Conventional Talkgroup Channel Utilization	Percentage of time over the interval that the Conventional Talkgroup Channel is used for active calls
	Percent Complete	Percent of data collected for the interval. One hundred percent indicates all data has been collected.
Zone Busy by Access Method Type	Access Method Type	Access method type for which the data will be displayed: FDMA, TDMA, or Mixed.
	Maximum Busy Group Call Duration	Maximum busy length of all non-emergency group calls made in the zone (HH:MM:SS).
	Average Busy Group Call Duration	Average busy length of all non-emergency group calls made in the zone (HH:MM:SS).
	Maximum Busy Private Call Duration	Maximum busy length of all private calls made in the zone (HH:MM:SS).
	Average Busy Private Call Duration	Average busy length of all private calls made in the zone (HH:MM:SS).
	Maximum Busy Phone Call Duration	Maximum busy length of all phone calls made in the zone (HH:MM:SS). This statistic is not displayed for Mixed Access Method Type.
	Average Busy Phone Call Duration	Average busy length of all phone calls made in the zone (HH:MM:SS). This statistic is not displayed for Mixed Access Method Type.
	Maximum Busy Emergency Call Duration	Maximum busy length of all emergency calls made in the zone (HH:MM:SS).
	Average Busy Emergency Call Duration	Average busy length of all emergency calls made in the zone (HH:MM:SS).
	Maximum Busy Data Channel Request Duration	The maximum busy length (in seconds) of any busied request for allocation of a data channel within a zone. The statistic represents the maximum busy length (per interval) from all such requests received at all sites in the zone.

Table continued...

	Average Busy Data Channel Request Duration	The average busy length (in seconds) from all busied requests for allocation of a data channel received within a zone. The statistic represents the average busy length (per interval) of all such requests received at all sites in the zone. Note that a call can only be included in this statistic once the call ends. As a result, this statistic may be inaccurate for short interval lengths where calls span the interval boundary.
	Percent Complete	Percent of data collected for the interval. One hundred percent indicates all data has been collected.
Zone Data Detail	Data Channel Utilization	The percentage of a zone's data channel resources that were in use during an interval. Per interval, this is a zone's data channel duration divided by the number of channels configured for data at all sites in the zone multiplied by the length of the interval in seconds.
	Data Channel Duration	The sum of the length of time (in seconds) each channel in a zone was allocated as a data channel. The statistic represents the sum of the time each channel is allocated to data for all channels at all sites in the zone.
	Data Channel Requests	The count of all requests for allocation of a data channel in a zone. The statistic represents the sum of all requests received at all sites in the zone. This statistic is the count of all data call requests made, including those that were busy or had no active duration.
	Data Channel Allocations	The count of allocations of data channels in a zone. The statistic represents the sum of all such allocations for all sites in the zone. This statistic is the count of data calls which had some active duration.
	Busy Data Channel Requests	The count of all requests for allocation of a data channel that received a busy in a zone.
	Busy Data Channel Request Duration	The sum of the length of time (in seconds) requests for allocation of a data channel were busied in a zone. The statistic represents the sum of the lengths of all such busies received at all sites in the zone.
	Maximum Busy Data Channel Request Duration	The maximum busy length (in seconds) of any busied request for allocation of a data channel within a zone. The statistic represents the maximum busy length (per interval) from all such requests received at all sites in the zone.
	Average Busy Data Channel Request Duration	The average busy length (in seconds) from all busied requests for allocation of a data channel received within a zone. The statistic represents the average busy length (per interval) of all such

Table continued...

		requests received at all sites in the zone. Note that a call can only be included in this statistic once the call ends. As a result, this statistic may be inaccurate for short interval lengths where calls span the interval boundary.
	Percent Complete	Percent of data collected for the interval. One hundred percent indicates all data has been collected.
Zone Voice Detail	Group Calls	All group calls made in the zone that is not emergency calls.
	Busy Group Calls	All non-emergency group calls that received a busy in the zone.
	Private Calls	All private calls made in the zone.
	Busy Private Calls	All private calls made in the zone that received a busy.
	Phone Calls	All phone calls made in the zone.
	Busy Phone Calls	All phone calls made in the zone that generated a busy.
	Emergency Calls	All emergency calls made in the zone.
	Busy Emergency Calls	All emergency calls made in the zone that generated a busy.
	Group Call Duration	Sum of the call length of all non-emergency group calls made in the zone (HH:MM:SS).
	Busy Group Call Duration	Sum of the length of each busy generated for all non-emergency group calls made in the zone (HH:MM:SS).
	Private Call Duration	Sum of the call length of all private calls made in the zone (HH:MM:SS).
	Busy Private Call Duration	Sum of the length of each busy received for all private calls made in the zone (HH:MM:SS).
	Phone Call Duration	Sum of the call length of all phone calls made in the zone (HH:MM:SS).
	Busy Phone Call Duration	Sum of the length of each busy received for all phone calls made in the zone (HH:MM:SS).
	Emergency Call Duration	Sum of the call length of all emergency calls made in the zone (HH:MM:SS).
Busy Emergency Call Duration	Sum of the length of each busy generated for all emergency calls made in the zone (HH:MM:SS).	
Control Channel Duration	Amount of time all channels were used as the control channel.	
Transcoder Calls Max Count	The highest number of simultaneous calls that use a dynamic transcoder in a zone for the selected time period.	

Table continued...

	Transcoder Calls Max Utilization	The highest percentage of transcoded calls; calculated from the number of dynamic transcoder resources in use over the actual total resources available for the selected time period.
	Transcoder Calls Capacity	The percentage of available dynamic transcoder resources last reported within the selected time period.
	Percent Complete	Percent of data collected for the interval. One hundred percent indicates all data has been collected.
Zone Voice Detail by Access Method Type	Access Method Type	Access method type for which the data will be displayed: FDMA, TDMA, or Mixed.
	Group Calls	All group calls made in the zone that is not emergency calls.
	Busy Group Calls	All non-emergency group calls that received a busy in the zone.
	Private Calls	All private calls made in the zone.
	Busy Private Calls	All private calls made in the zone that received a busy.
	Phone Calls	All phone calls made in the zone.
	Busy Phone Calls	All phone calls made in the zone that generated a busy.
	Emergency Calls	All emergency calls made in the zone.
	Busy Emergency Calls	All emergency calls made in the zone that generated a busy.
	Group Call Duration	Sum of the call length of all non-emergency group calls made in the zone (HH:MM:SS).
	Busy Group Call Duration	Sum of the length of each busy generated for all non-emergency group calls made in the zone (HH:MM:SS).
	Private Call Duration	Sum of the call length of all private calls made in the zone (HH:MM:SS).
	Busy Private Call Duration	Sum of the length of each busy received for all private calls made in the zone (HH:MM:SS).
	Phone Call Duration	Sum of the call length of all phone calls made in the zone (HH:MM:SS). This statistic is not displayed for Mixed Access Method Type.
Busy Phone Call Duration	Sum of the length of each busy received for all phone calls made in the zone (HH:MM:SS). This statistic is not displayed for Mixed Access Method Type.	
Emergency Call Duration	Sum of the call length of all emergency calls made in the zone (HH:MM:SS).	

Table continued...

	Busy Emergency Call Duration	Sum of the length of each busy generated for all emergency calls made in the zone (HH:MM:SS).
	Control Channel Duration	Amount of time all channels were used as the control channel.
	Percent Complete	Percent of data collected for the interval. One hundred percent indicates all data has been collected.
Zone Voice and Data Detail	Data Channel Utilization	The percentage of a zone's data channel resources that were in use during an interval. Per interval, this is a zone's data channel duration divided by the number of channels configured for data at all sites in the zone multiplied by the length of the interval in seconds.
	Data Channel Duration	The sum of the length of time (in seconds) each channel in a zone was allocated as a data channel. The statistic represents the sum of the time each channel is allocated to data for all channels at all sites in the zone.
	Data Channel Requests	The count of all requests for allocation of a data channel in a zone. The statistic represents the sum of all requests received at all sites in the zone. This statistic is the count of all data call requests made, including those that were busy or had no active duration.
	Data Channel Allocations	The count of allocations of data channels in a zone. The statistic represents the sum of all such allocations for all sites in the zone. This statistic is the count of data calls which had some active duration.
	Busy Data Channel Requests	The count of all requests for allocation of a data channel that received a busy in a zone. The statistic represents the sum of all such busies received at all sites in the zone.
	Busy Data Channel Request Duration	The sum of the length of time (in seconds) requests for allocation of a data channel were busied in a zone. The statistic represents the sum of the lengths of all such busies received at all sites in the zone.
	Max Busy Data Channel Request Duration	The maximum busy length (in seconds) of any busied request for allocation of a data channel within a zone. The statistic represents the maximum busy length (per interval) from all such requests received at all sites in the zone.
	Average Busy Data Channel Request Duration	The average busy length (in seconds) from all busied requests for allocation of a data channel received within a zone. The statistic represents the average busy length (per interval) of all such requests received at all sites in the zone. Note

Table continued...

that a call can only be included in this statistic once the call ends. As a result, this statistic may be inaccurate for short interval lengths where calls span the interval boundary.

Total Active Voice Call Duration	The sum of the call length (in seconds) of each group call, private call, phone call, and emergency call seen within a zone. A zone sums the length of each of the above calls that are received at any site within the zone.	
Total Active Voice Calls	The count of all group, private, phone, and emergency calls seen within a zone. A zone counts all of the above calls that are received at any site within the zone.	
Control Channel Duration	The amount of time the channel was used as the control channel.	
Total Busy Voice Calls	The count of all group, private, phone, and emergency calls that received a busy in the zone. A zone counts each busy received for all such calls that are received at any site within the zone.	
Total Busy Voice Call Duration	The sum of the length (in seconds) of all busies received for all group calls, private calls, phone calls, and emergency calls for the zone. A zone sums the length of each such busy received at any site within the zone.	
Maximum Busy Voice Call Duration	The maximum busy length (in seconds) of all group, private, emergency, and phone calls received within the zone. A zone records the maximum busy length (per interval) of all such calls received at any site within the zone.	
Avg Busy Voice Call Duration	The average busy length (in seconds) of all group, private, emergency, and phone calls received within the zone. A zone computes the average busy length (per interval) of all such calls received at any site within the zone.	
Percent Complete	Percent of data collected for the interval. One hundred percent indicates all data has been collected.	
Zone Summary	Total Push-To-Talks	All PTTs generated in a zone.
	Average Voice Call Duration	Average call length of all group calls, private calls, phone calls, and emergency calls made in the zone (HH:MM:SS).
	Total Active Calls	All group calls, private calls, phone calls, and emergency calls made in the zone.
	Total Active Duration	Sum of the call length of each group call, private call, phone call, and emergency call made in the zone (HH:MM:SS).

Table continued...

	Data Channel Duration	The sum of the length of time (in seconds) each channel in a zone was allocated as a data channel. The statistic represents the sum of the time each channel is allocated to data for all channels at all sites in the zone.
	Total Busy Calls	Sum of busy group calls, busy private calls, busy phone calls, and busy emergency calls made in the zone.
	Total Busy Duration	Sum of the length of all busies received for all group, private, phone, and emergency calls for the zone (HH:MM:SS).
	Percent Complete	Percent of data collected for the interval. One hundred percent indicates all data has been collected.
Console Site Detail	Busy Emergency Calls	Number of emergency calls busied involving this console site.
	Busy Group Calls	Total number of group call busies involving this console site.
	Busy Private Calls	Total number of busy private calls involving this console site.
	Group Calls	Total number of group calls involving this console site.
	Private Calls	Total number of private calls involving this console site.
	Emergency Calls	Total number of emergency calls involving this console site.
	Percent Usage	Amount all the channels at the site are being used versus the availability of all the channels. The formula used to make this calculation is: $(\text{Control Channel Duration} + \text{Total Active Duration}) / (\text{Interval Length} * \text{Number of Channels} - \text{Blocked Duration})$.
Console Site Summary	Active Trunked Voice & Data Calls Count	The total number of active trunked voice and data calls involving this console site.
	Active Conventional Talkgroup Calls Count	The total number of active conventional talkgroup calls involving this console site.
	Active Trunked Voice & Data and Conventional Talkgroup Calls Count	The total number of active calls involving this console site. This count includes trunked voice and data calls and conventional talkgroup calls.
	Active Trunked Voice & Data Calls Duration	The total duration of all active trunked voice and data calls involving this console site.
	Active Conventional Talkgroup Calls Duration	The total duration of all active conventional talkgroup calls involving this console site.

Table continued...

Active Trunked Voice & Data and Conventional Talkgroup Calls Duration	The total duration of all active trunked voice and data and conventional talkgroup calls involving this console site.
Trunked Voice & Data Bandwidth Utilization	The percentage of bandwidth to a console site consumed by trunked voice and data calls in the time interval.
Conventional Talkgroup Bandwidth Utilization	The percentage of bandwidth to a console site consumed by conventional talkgroup calls in the time interval.
Trunked Voice & Data and Conventional Talkgroup Bandwidth Utilization	The percentage of bandwidth to a console site consumed by trunked voice and data and conventional talkgroup calls in the time interval.
Active Analog Conventional Calls Count	The total number of analog conventional calls involving this console site during the time span of the report.
Active Digital Conventional Calls Count	The total number of all (secure and clear) non-emergency digital conventional calls involving this console site during the time span of the report.
Active Digital Conventional Emergency Calls Count	The total number of all emergency digital conventional calls involving this console site during the time span of the report.
Active Trunked Voice Calls Count	The total number of active trunked voice calls involving this console site.
Active Analog Conventional Calls Duration	The total duration of all analog conventional calls involving this console site.
Active Digital Conventional Calls Duration	The total duration of all non-emergency digital conventional calls involving this console site.
Active Digital Conventional Emergency Calls Duration	The total duration of all emergency digital conventional calls involving this console site.
Active Trunked Voice Calls Duration	The total duration of all active trunked voice calls involving this console site.
Conventional Bandwidth Utilization	The amount of configured conventional call count actually used on the console site link. This parameter aggregates analog and digital conventional calls.
Busy Trunked Voice & Data Calls Count	The total number of busied trunked voice and data calls involving this console site.
Busy Conventional Talkgroup Calls Count	The total number of busied conventional talkgroup calls involving this console site.
Busy Channel Conventional Talkgroup Calls Count	The total number of conventional talkgroup calls involving this console site that were busied due to another console originating a conventional

Table continued...

	talkgroup call on the same conventional talkgroup channel.
Busy Trunked Voice & Data and Conventional Talkgroup Calls Count	The total number of busied calls involving this console site. This count includes trunked voice and data calls and conventional talkgroup calls
Busy Trunked Voice & Data Calls Duration	The total call duration for all busied trunked voice and data calls involving this console site.
Busy Conventional Talkgroup Calls Duration	The total call duration for all busied conventional talkgroup calls involving this console site.
Busy Channel Conventional Talkgroup Calls Duration	The total call duration for all conventional talkgroup calls involving this console site that were busied due to another console originating a conventional talkgroup call on the same conventional talkgroup channel.
Busy Trunked Voice & Data and Conventional Talkgroup Calls Duration	The total call duration for all busied trunked voice and data and conventional talkgroup calls involving this console site.
Denied Analog Conventional Calls Count	The total number of rejected analog conventional calls involving this console during the time span of this report.
Denied Digital Conventional Calls Count	The total number of rejected non-emergency digital conventional calls involving this console site during the time span of this report.
Denied Digital Conventional Emergency Calls Count	The total number of rejected emergency digital conventional calls involving this console site during the time span of this report.
Secure Digital Conventional Calls Count	The total number of all secure digital conventional calls involving this console site during the time span of the report.
Clear Digital Conventional Calls Count	The total number of all clear digital conventional calls involving this console site during the time span of the report.
Average Trunked Calls Duration	The average call duration for all trunked call types involving this console site.
Average Conventional Talkgroup Calls Duration	The average call duration for all conventional talkgroup call types involving this console site.
Average Trunked and Conventional Talkgroup Calls Duration	The average call duration for all trunked and conventional talkgroup call types involving this console site.
Trunked PTTs	The number of console user Push-to-Talks on a trunked talkgroup.
Conventional Talkgroup PTTs	The number of console user Push-to-Talks on a conventional talkgroup.

Table continued...

	Trunked and Conventional Talkgroup PTTs	The number of console user Push-to-Talks on a talkgroup. This count includes trunked and conventional talkgroup PTTs.
	Percent Complete	The percent of data collected for the interval. One hundred percent indicates all data has been collected.
Channel FDMA vs. TDMA	Group Calls FDMA	All non-emergency group calls made using this channel.
	Private Calls FDMA	All private calls made using this channel.
	Phone Calls FDMA	All phone calls made using this channel.
	Emergency Calls FDMA	All emergency calls using this channel.
	Total Active Calls FDMA	All group, private, phone, and emergency calls using this channel.
	Percent Usage FDMA	Percentage of total site available duration used by FDMA calls. Calculation formula: (Site Activity Duration on Dynamic Channel + Site Activity Duration on FDMA Channel + Site Activity Duration on TDMA Channel - Total Active Voice Call Duration TDMA) / Total Site Available Duration
	Group Call Duration FDMA	Sum of the call length of each non-emergency group call made using this channel (HH:MM:SS).
	Private Call Duration FDMA	Sum of the call lengths of each private call using this channel (HH:MM:SS).
	Phone Call Duration FDMA	Sum of the call length of each phone call made using this channel (HH:MM:SS).
	Emergency Call Duration FDMA	Sum of the call length of all emergency calls using this channel (HH:MM:SS).
	Total Active Call Duration FDMA	Sum of the call length of each group call, private call, phone call, and emergency call made using this channel (HH:MM:SS).
	Average Voice Call Duration FDMA	Average call length of all group calls, private calls, phone calls, and emergency calls using this channel (HH:MM:SS).
	Group Calls TDMA	All non-emergency group calls made using this channel.
	Private Calls TDMA	All private calls made using this channel.
Phone Calls TDMA	All phone calls made using this channel.	
Emergency Calls TDMA	All emergency calls using this channel.	
Total Active Calls TDMA	All group, private, phone, and emergency calls using this channel.	

Table continued...

	Percent Usage TDMA	Percentage of total site available duration used by TDMA calls. Calculation formula: Total Active Voice Call Duration TDMA / Total Site Available Duration
	Group Call Duration TDMA	Sum of the call length of each non-emergency group call made using this channel (HH:MM:SS).
	Private Call Duration TDMA	Sum of the call lengths of each private call using this channel (HH:MM:SS).
	Phone Call Duration TDMA	Sum of the call length of each phone call made using this channel (HH:MM:SS).
	Emergency Call Duration TDMA	Sum of the call length of all emergency calls using this channel (HH:MM:SS).
	Total Active Call Duration TDMA	Sum of the call length of each group call, private call, phone call, and emergency call made using this channel (HH:MM:SS).
	Average Voice Call Duration FDMA	Average call length of all group calls, private calls, phone calls, and emergency calls using this channel (HH:MM:SS).
	Percent Complete	Percent of data collected for the interval. One hundred percent indicates all data has been collected.
Site Channel Type Utilization Summary	FDMA Total Channel Utilization	The percentage of a site's FDMA channel resources that were in use during an interval.
	TDMA Total Channel Utilization	The percentage of a site's TDMA channel resources that were in use during an interval.
	Dynamic Total Channel Utilization	The percentage of a site's Dynamic channel resources that were in use during an interval.
	Percent Complete	Percent of data collected for the interval. One hundred percent indicates all data has been collected.
Site Resource Busy FDMA vs. TDMA	One or More Busy Percent FDMA	The percentage of time at least one FDMA call was busied due to no resources at this site.
	Two or More Busy Percent FDMA	The percentage of time at least two FDMA calls were busied due to no resources at this site.
	Three or More Busy Percent FDMA	The percentage of time at least three FDMA calls were busied due to no resources at this site.
	Four or More Busy Percent FDMA	The percentage of time at least four FDMA calls were busied due to no resources at this site.
	One or More Busy Percent TDMA	The percentage of time at least one TDMA call was busied due to no resources at this site.
	Two or More Busy Percent TDMA	The percentage of time at least two TDMA calls were busied due to no resources at this site.

Table continued...

	Three or More Busy Percent TDMA	The percentage of time at least three TDMA calls were busied due to no resources at this site.
	Four or More Busy Percent TDMA	The percentage of time at least four TDMA calls were busied due to no resources at this site.
	Percent Complete	Percent of data collected for the interval. One hundred percent indicates all data has been collected.
Site Busy FDMA vs. TDMA	Max Busy Voice Call Duration - FDMA	The maximum busy length (in seconds) of all FDMA group, FDMA private, FDMA emergency, and FDMA phone calls received within the site.
	Maximum Busy Group Call Duration - FDMA	Maximum busy length of all non-emergency FDMA group calls received using this site (HH:MM:SS).
	Maximum Busy Private Call Duration - FDMA	Maximum busy length of all FDMA private calls in the busy queue using this site (HH:MM:SS).
	Maximum Busy Phone Call Duration - FDMA	Maximum busy length of all FDMA phone calls in the busy queue using this site (HH:MM:SS).
	Maximum Busy Emergency Call Duration - FDMA	Maximum busy length of all emergency FDMA calls in the busy queue using this site (HH:MM:SS).
	Average Busy Voice Call Duration - FDMA	The average busy length (in seconds) of all FDMA group, FDMA private, FDMA emergency, and FDMA phone calls received within the site — the length (per interval) of all such calls received at a site.
	Average Busy Group Call Duration - FDMA	This statistic is equal to: Busy Group Call Duration FDMA / Busy Group Calls FDMA
	Average Busy Private Call Duration - FDMA	This statistic is equal to: Busy Private Call Duration FDMA / Busy Private Calls FDMA
	Average Busy Phone Call Duration - FDMA	This statistic is equal to: Busy Phone Call Duration FDMA / Busy Phone Calls FDMA
	Avg Busy Emergency Call Duration - FDMA	This statistic is equal to: Busy Emergency Call Duration FDMA / Busy Emergency Calls FDMA
	Maximum Busy Voice Call Duration - TDMA	The maximum busy length (in seconds) of all TDMA group, TDMA private, TDMA emergency, and TDMA phone calls received within the Site.
	Maximum Busy Group Call Duration - TDMA	Maximum busy length of all non-emergency TDMA group calls received using this site (HH:MM:SS).
	Maximum Busy Private Call Duration - TDMA	Maximum busy length of all TDMA private calls in the busy queue using this site (HH:MM:SS).

Table continued...

	Maximum Busy Phone Call Duration - TDMA	Maximum busy length of all TDMA phone calls in the busy queue using this site (HH:MM:SS).
	Maximum Busy Emergency Call Duration - TDMA	Maximum busy length of all emergency TDMA calls in the busy queue using this site (HH:MM:SS).
	Average Busy Voice Call Duration - TDMA	The average busy length (in seconds) of all TDMA group, TDMA private, TDMA emergency, and TDMA phone calls received within the site — the length (per interval) of all such calls received at the site.
	Average Busy Group Call Duration - TDMA	This statistic is equal to: Busy Group Call Duration TDMA / Busy Group Calls TDMA
	Average Busy Private Call Duration - TDMA	This statistic is equal to: Busy Private Call Duration TDMA / Busy Private Calls TDMA
	Average Busy Phone Call Duration - TDMA	This statistic is equal to: Busy Phone Call Duration TDMA / Busy Phone Calls TDMA
	Average Busy Emergency Call Duration - TDMA	This statistic is equal to: Busy Emergency Call Duration TDMA / Busy Emergency Calls TDMA
	Percent Complete	Percent of data collected for the interval. One hundred percent indicates all data has been collected.
Site Voice Detail FDMA vs. TDMA	Group Calls - FDMA	All non-emergency FDMA group calls using this site.
	Busy Group Calls - FDMA	All non-emergency FDMA group calls using this site that received a busy.
	Private Calls - FDMA	All private FDMA calls using this site.
	Busy Private Calls - FDMA	All private FDMA calls made by the user using this site that were placed in the busy queue.
	Phone Calls - FDMA	All FDMA phone calls using this site.
	Busy Phone Calls - FDMA	All FDMA phone calls using this site that were placed in the busy queue.
	Emergency Calls - FDMA	All emergency FDMA calls using this site.
	Busy Emergency Calls - FDMA	All emergency FDMA calls using this site that were placed in the busy queue.
	Group Call Duration - FDMA	Sum of the call length (HH:MM:SS) of all non-emergency FDMA group calls using this site.
	Busy Group Call Duration - FDMA	Sum of the length of each busy received for all non-emergency FDMA group calls made using this site (HH:MM:SS).
	Private Call Duration - FDMA	Sum of the call length of all private FDMA calls made using this site (HH:MM:SS).

Table continued...

Busy Private Call Duration - FDMA	Sum of the length of each busy received for all private FDMA calls made using this site (HH:MM:SS).
Phone Call Duration - FDMA	Sum of the call length of all FDMA phone calls made using this site (HH:MM:SS).
Busy Phone Call Duration - FDMA	Sum of the length of each FDMA busy received for all phone calls made using this site (HH:MM:SS).
Emergency Call Duration - FDMA	Sum of the call length of all emergency FDMA calls made using this site (HH:MM:SS).
Busy Emergency Call Duration - FDMA	Sum of the length of each busy received for all emergency FDMA calls using this site (HH:MM:SS).
Group Calls - TDMA	All non-emergency TDMA group calls using this site.
Busy Group Calls - TDMA	All non-emergency TDMA group calls using this site that received a busy.
Private Calls - TDMA	All private TDMA calls using this site.
Busy Private Calls - TDMA	All private TDMA calls made by the user using this site that were placed in the busy queue.
Phone Calls - TDMA	All TDMA phone calls using this site.
Busy Phone Calls - TDMA	All TDMA phone calls using this site that were placed in the busy queue.
Emergency Calls - TDMA	All emergency TDMA calls using this site.
Busy Emergency Calls - TDMA	All emergency TDMA calls using this site that were placed in the busy queue.
Group Call Duration - TDMA	Sum of the call length (HH:MM:SS) of all non-emergency TDMA group calls using this site.
Busy Group Call Duration - TDMA	Sum of the length of each busy received for all non-emergency TDMA group calls made using this site (HH:MM:SS).
Private Call Duration - TDMA	Sum of the call length of all private TDMA calls made using this site (HH:MM:SS).
Busy Private Call Duration - TDMA	Sum of the length of each busy received for all private TDMA calls made using this site (HH:MM:SS).
Phone Call Duration - TDMA	Sum of the call length of all TDMA phone calls made using this site (HH:MM:SS).
Busy Phone Call Duration - TDMA	Sum of the length of each TDMA busy received for all phone calls made using this site (HH:MM:SS).
Emergency Call Duration - TDMA	Sum of the call length of all emergency TDMA calls made using this site (HH:MM:SS).

Table continued...

	Busy Emergency Call Duration - TDMA	Sum of the length of each busy received for all emergency TDMA calls using this site (HH:MM:SS).
	Percent Complete	Percent of data collected for the interval. One hundred percent indicates all data has been collected.
Site Voice Detail 2 FDMA vs. TDMA	Total Active Voice Call Duration FDMA	Sum of durations of FDMA group, FDMA private, FDMA phone, and FDMA emergency calls using the site.
	Total Active Voice Calls FDMA	All FDMA group calls, FDMA private calls, FDMA phone calls, and FDMA emergency calls using the site.
	Total Busy Voice Calls FDMA	All FDMA group, FDMA private, FDMA phone, and FDMA emergency calls that received a busy using the site.
	Total Busy Voice Call Duration FDMA	Sum of the length of all busies received for all FDMA group, FDMA private, FDMA phone, and FDMA emergency calls using the site.
	Max Busy Voice Call Duration FDMA	The maximum busy length (in seconds) of all group, private, emergency, and phone calls received within the site.
	Avg Busy Voice Call Duration FDMA	The average busy length (in seconds) of all FDMA group, FDMA private, FDMA emergency, and FDMA phone calls received within the site — the length (per interval) of all such calls received at the site.
	Percent Usage FDMA	The number of times all the channels at the site are used compared to the availability of all the channels. The formula used to make this calculation is: $(\text{Control Channel Duration} + \text{Total Active Duration}) / (\text{Interval Length} * \text{Number of Channels} - \text{Blocked Duration})$.
	Total Active Voice Call Duration TDMA	Sum of durations of TDMA group, TDMA private, TDMA phone, and TDMA emergency calls using the site.
	Total Active Voice Calls TDMA	All TDMA group calls, TDMA private calls, TDMA phone calls, and TDMA emergency calls using the site.
	Total Busy Voice Calls TDMA	All TDMA group, TDMA private, TDMA phone, and TDMA emergency calls that received a busy using the site.
Total Busy Voice Call Duration TDMA	Sum of the length of all busies received for all TDMA group, TDMA private, TDMA phone, and TDMA emergency calls using the site.	
Max Busy Voice Call Duration TDMA	The maximum busy length (in seconds) of all group, private, emergency, and phone calls received within the site.	


Table continued...

	Avg Busy Voice Call Duration TDMA	The average busy length (in seconds) of all FDMA group, FDMA private, FDMA emergency, and FDMA phone calls received within the site — the length (per interval) of all such calls received at the site.
	Percent Usage TDMA	The number of times all the channels at the site are used compared to the availability of all the channels. The formula used to make this calculation is: $(\text{Control Channel Duration} + \text{Total Active Duration}) / (\text{Interval Length} * \text{Number of Channels} - \text{Blocked Duration})$.
	Percent Complete	Percent of data collected for the interval. One hundred percent indicates all data has been collected.
Site Summary FDMA vs. TDMA	Push To Talks FDMA	All group call FDMA PTTs generated in the site.
	Average Voice call Duration FDMA	Average call length of all group calls, private calls, phone calls, and emergency calls using the site (HH:MM:SS).
	Total Active Calls FDMA	All FDMA group calls, FDMA private calls, FDMA phone calls, and FDMA emergency calls using the site.
	Total Active Call Duration FDMA	Sum of durations of FDMA group, FDMA private, FDMA phone, and FDMA emergency calls using the site
	Total Busy Calls FDMA	All FDMA group, FDMA private, FDMA phone, and FDMA emergency calls that received a busy using the site + Busy Data Chnl Request Count.
	Total Busy Call Duration FDMA	Sum of the length of all busies received for all FDMA group, FDMA private, FDMA phone, and FDMA emergency calls using the site + Busy Data Chnl Request Duration
	Percent Usage FDMA	Amount all the channels at the site are being used versus the availability of all the channels. The formula used to make this calculation is: $(\text{Control Channel Duration} + \text{Total Active Duration}) / (\text{Interval Length} * \text{Number of Channels} - \text{Blocked Duration})$.
	Push To Talks TDMA	All group call TDMA PTTs generated in the site.
	Average Voice call Duration TDMA	Average call length of all TDMA group calls, TDMA private calls, TDMA phone calls, and TDMA emergency calls using the site (HH:MM:SS).
	Total Active Calls TDMA	All TDMA group calls, TDMA private calls, TDMA phone calls, and TDMA emergency calls using the site.

Table continued...

	Total Active Call Duration TDMA	Sum of durations of TDMA group, TDMA private, TDMA phone, and TDMA emergency calls using the site.
	Total Busy Calls TDMA	All TDMA group, TDMA private, TDMA phone, and TDMA emergency calls that received a busy using the site.
	Total Busy Call Duration TDMA	Sum of the length of all busies received for all TDMA group, TDMA private, TDMA phone, and TDMA emergency calls using the site.
	Percent Usage TDMA	Amount all the channels at the site are being used versus the availability of all the channels. The formula used to make this calculation is: $\text{Control Channel Duration} + \text{Total Active Duration} / (\text{Interval Length} * \text{Number of Channels} - \text{Blocked Duration})$.
	Percent Complete	Percent of data collected for the interval. One hundred percent indicates all data has been collected.
Site Voice and Data Detail	Data Channel Requests	The count of all requests for allocation of a data channel at the site. This statistic is the count of all data call requests made, including those that were busy or had no active duration.
	Data Channel Allocations	The count of allocations of data channels at the site. This statistic is the count of data calls which had some active duration.
	Total Active Voice Calls	All group calls, private calls, phone calls, and emergency calls using the site.
	Busy Data Channel Requests	The count of all requests for allocation of a data channel that received a busy in a site.
	Maximum Busy Data Channel Request Duration	The maximum busy length (in seconds) of any busied request for allocation of a data channel within a site. The statistic represents the maximum busy length (per interval) from all such requests received in the site.
	Total Busy Voice Calls	The count of all group, private, phone, and emergency calls that received a busy in the site.
	Maximum Busy Voice Call Duration	The maximum busy length (in seconds) of all group, private, emergency, and phone calls received within the site.
	Data Channel Utilization	The percentage of a site's data channel resources that were in use during an interval. Per interval, this is the site's data channel duration divided by the number of channels configured for data at the site multiplied by the length of the interval in seconds.
	Percent Complete	Percent of data collected for the interval. One hundred percent indicates all data has been collected.

Table continued...

	Control Channel Duration	Amount of time all channels were used as the control channel (HH:MM:SS).
	Data Channel Duration	The sum of the length of time (in seconds) each channel at the site was allocated as a data channel.
	Total Active Voice Call Duration	Sum of durations of group, private, phone, and emergency calls using the site
	Busy Data Channel Request Duration	The sum of the length of time (in seconds) requests for allocation of a data channel were busied at the site.
	Average Busy Data Channel Request Duration	The average busy length (in seconds) from all busied requests for allocation of a data channel received at the site.  NOTICE: Call can only be included in this statistic once the call ends. As a result, this statistic may be inaccurate for short interval lengths where calls span the interval boundary.
	Total Busy Voice Call Duration	The sum of the length (in seconds) of all busies received for all group calls, private calls, phone calls, and emergency calls for the site.
	Average Busy Voice Call Duration	The average busy length (in seconds) of all group, private, emergency, and phone calls received within the site. The average busy length (per interval) of all such calls received at the site.
	Percent Usage	Amount all the channels at the site are being used versus the availability of all the channels. The formula used to make this calculation is: $(\text{Control Channel Duration} + \text{Total Active Duration}) / (\text{Interval Length} * \text{Number of Channels} - \text{Blocked Duration})$.
Radio Authentication	Passed Authentication	Number of registrations which were successful. Statistic is counted per zone but displayed summarized per system.
	Failed Authentication	Number of registrations which failed. Statistic is counted per zone but displayed summarized per system.
	Not Authenticated	Number of registrations which were not challenged for authentication. Statistic is counted per zone but displayed summarized per system.
	Percent Complete	Percent of data collected for the interval. One hundred percent indicates all data has been collected.



NOTICE: All of the fields from the standard report templates can be used in the Custom Reports.

3.5

Additional Statistics for Custom Reports

This section provides information about statistics available through Custom Reports. Note that all standard reports templates can be used in the Custom Reports.

The following topics are included:

- [Zone Statistics for Custom Reports on page 108](#)
- [System Statistics for Custom Reports on page 118](#)
- [Channel Statistics for Custom Reports on page 120](#)
- [Site and Console Site Statistics for Custom Reports on page 123](#)
- [Talkgroup Statistics for Custom Reports on page 132](#)
- [Radio User Statistics for Custom Reports on page 135](#)
- [Talkgroup at Site Statistics for Custom Reports on page 136](#)

3.5.1

Zone Statistics for Custom Reports



IMPORTANT: PTTs made by consoles and radios during private calls are not counted toward the PTT statistics kept by Historical Reports.

Table 19: Zone Statistics for Custom Reports

Statistic Name	Description
Busy for No Zone Resources Count	All calls that received a busy in a zone due to no zone resources being available. This statistic is equal to the sum of Busy No Site Channel Resource Count, Busy No Interconnect PLIC Resource Count, Busy No Interconnect TRIC Resource Count, Busy No Decentralized Interconnect Resource Count and Busy No DIU DBL Resources
Busy for No Zone Resources Count FDMA	All calls that received a busy in a zone due to no zone resources being available. This statistic is equal to the sum of Busy No Site Channel Resource Count FDMA, Busy No Interconnect PLIC Resource Count, Busy No Interconnect TRIC Resource Count FDMA, Busy No Decentralized Interconnect Resource Count and Busy No DIU DBL Resources
Busy for No Zone Resources Count TDMA	All calls that received a busy in a zone due to no zone resources being available. This statistic is equal to the sum of Busy No Site Channel Resource Count TDMA and Busy No Interconnect TRIC Resource Count TDMA.
Call Activity Packet Count	All ATIA packets received in a zone that are related to call activity.
Non-voice Service Packet Count	All ATIA packets received in a zone that are not related to call activity.
Emergency Status Packet Count	All ATIA Radio Status packets received in a zone related to emergency alarm events.
Reject Count	All rejects received in a zone.
Command Count	All commands received in a zone.
Command Reject Count	All commands that were rejected in a zone.

Table continued...



Statistic Name	Description
Affiliation Count	All affiliations by radios, per interval, within a zone. A zone will count each affiliation made by any radio at any site within the zone.
De-affiliation Count	All de-affiliations by radios, per interval, within a zone. A zone will count each de-affiliation made by any radio at any site within the zone.
Site Activity	All ATIA packets received in a zone that are related to site activity. A zone will count all ATIA packets that are related to the site activity of any sites within the zone.
One Site Call Percent	The percentage, per interval, of all active calls received within a zone that involved only one site in the zone.
Two Site Call Percent	The percentage, per interval, of all active calls received within a zone that involved only two sites in the zone.
Three Site Call Percent	The percentage, per interval, of all active calls received within a zone that involved only three sites in the zone.
Four Site Call Percent	The percentage, per interval, of all active calls received within a zone that involved only four sites in the zone.
Five Site Call Percent	The percentage, per interval, of all active calls received within a zone that involved only five sites in the zone.
Six Site Call Percent	The percentage, per interval, of all active calls received within a zone that involved only six sites in the zone.
Seven Site Call Percent	The percentage, per interval, of all active calls received within a zone that involved only seven sites in the zone.
Eight Site Call Percent	The percentage, per interval, of all active calls received within a zone that involved only eight sites in the zone.
Nine Site Call Percent	The percentage, per interval, of all active calls received within a zone that involved only nine sites in the zone.
Ten or More Site Call Percent	The percentage, per interval, of all active calls received within a zone that involved ten or more sites in the zone.
Console PTT Count	All unique Push-to-Talks made by all consoles within a zone.  NOTICE: PTTs made by consoles and radios during private calls are not counted toward the PTT statistics kept by Historical Reports.
Non-Console PTT	The count of all unique Non-Console Push-to-Talks made by all radios within a zone.  NOTICE: PTTs made by consoles and radios during private calls are not counted toward the PTT statistics kept by Historical Reports.
Group Call Site Count Average	Per interval, the average number of sites in a zone used for non-emergency group calls. For each interval, a zone sum the number of sites in the zone used for each non-emergency group call, and divide by the total number of non-emergency group calls received.
Private Call Site Count	Per interval, the number of sites in a zone used for non-emergency group calls. For each interval, a zone sum the number of sites in the zone used for each non-emergency group call.

Table continued...

Statistic Name	Description
Private Call Site Count FDMA	Per interval, the number of sites in a zone used for non-emergency FDMA group calls. For each interval, a zone sums the number of sites in the zone used for each non-emergency FDMA group call.
Private Call Site Count TDMA	Per interval, the number of sites in a zone used for non-emergency TDMA group calls. For each interval, a zone sums the number of sites in the zone used for each non-emergency TDMA group call.
Private Call Site Count MIXED	Per interval, the number of sites in a zone used for non-emergency MIXED group calls. For each interval, a zone sums the number of sites in the zone used for each non-emergency MIXED group call.
Private Call Site Count Average	Per interval, the average number of sites in a zone used for private calls. For each interval, a zone sums the number of sites in the zone used for each private group call, and divide by the total number of private group calls received.
Emergency Site Count Average	Per interval, the average number of sites in a zone used for emergency calls. For each interval, a zone sums the number of sites in the zone used for each emergency call, and divide by the total number of emergency calls received.
Astro Call Count	All active calls in a zone that were ASTRO [®] 25 (digital) calls. A zone counts each active call (group, private, phone, or emergency) that was received at any site in the zone and was a digital call.
Secure Call Count	All active calls in a zone that were Secure calls. A zone will count each active call (group, private, phone, or emergency) that was received at any site in the zone and was a secure call.
Secure Call Count FDMA	All active calls in a zone that were FDMA Secure calls. A zone will count each active call (FDMA group, FDMA private, FDMA phone, or FDMA emergency) that was received at any site in the zone and was a secure call.
Secure Call Count TDMA	All active calls in a zone that were TDMA secure calls. A zone will count each active call (TDMA group, TDMA private, TDMA phone, or TDMA emergency) that was received at any site in the zone and was a secure call.
Secure Call Count MIXED	All active calls in a zone that were MIXED secure calls. A zone will count each active call (MIXED group, MIXED private, MIXED phone, or MIXED emergency) that was received at any site in the zone and was a secure call.
Clear Call Count	All active calls in a zone that were clear calls. A zone will count each active call (group, private, phone, or emergency) that was received at any site in the zone and was a clear call.
Clear Call Count FDMA	All active calls in a zone that were clear calls FDMA. A zone will count each active call (FDMA group, FDMA private, FDMA phone, or FDMA emergency) that was received at any site in the zone and was a clear call.
Clear Call Count TDMA	All active calls in a zone that were clear calls TDMA. A zone will count each active call (TDMA group, TDMA private, TDMA phone, or TDMA emergency) that was received at any site in the zone and was a clear call.

Table continued...

Statistic Name	Description
Clear Call Count MIXED	All active calls in a zone that were clear calls MIXED. A zone will count each active call (MIXED group, MIXED private, MIXED phone, or MIXED emergency) that was received at any site in the zone and was a clear call.
Busy Requested Sites	Per interval, the average number of sites in a zone that requested to participate calls that were placed in the busy queue. A zone will sum the number of sites involved in each call that received a busy and divide by the total number of calls that received a busy.
Busy Sites in Busy	Per interval, the average number of sites in a zone that were busy when a request to participate received a busy. A zone will sum the number of sites that were busy when requested for each call that received a busy, and divide by the total number of calls that received a busy.
Requester Reject Count	All requester rejects received in a zone.
Target Reject Count	Count of target rejects received in a zone.
Console Reject Count	Count of console rejects received in a zone.
Group Reject Count	Count of group rejects received in a zone.
Invalid Site Reject Count	Count of rejects received in a zone due to an invalid site being requested.
Resource Reject Count	Count of rejects received in a zone due resources not being available for use in a call.
Busy No Site/Channel Resource Count	All busies due to no channels available at any site for a call.
Busy No Decentralized Interconnect Resource Count	All calls that received a busy in a zone due to no decentralized interconnect resources being available.
Busy No Phone Resource Count	All calls that received a busy in a zone due to no phone trunk resources being available.
Call Contention Count	All calls that received a busy in a zone due to call contention.
Busy Interconnect call No Centralized resource count	All interconnect (phone) calls that received a busy in a zone due to no central resources being available. (Added for DSSA)
Talkgroup Call Contention Count	Count of talkgroup and multigroup calls that received a busy due to call contention.
Single Zone Call Count	Count of active calls in a zone that involved only this zone.
Multi-Zone Call Count (Controlling Zone)	Count of active calls in a zone that involved multiple zones in which the zone is the controlling zone. Each zone will count all active calls received in the zone that involves multiple zones for which they are the controlling zone.
Multi-Zone Call Count (Participating Zone)	Count of active calls in a zone that involved multiple zones in which the zone is a participating zone. Each zone will count all active calls received in the zone that involves multiple zones for which they are a participating zone.
ATIA MU Packet	All ATIA MU packets received in a zone.
ATIA RST PC Ring	All ATIA RST PC Ring packets received in a zone.

Table continued...

Statistic Name	Description
ATIAD Missing Packets	All ATIAD missing packets in a zone.
Dynamic Frequency Blocked Percentage	This statistic is equal to Dynamic Frequency Block Duration*2 / Total Channel Available Duration.
Control Channel Percentage	This statistic is equal to: Control Channel Duration *2 /total channel available duration.
Dynamic Frequency Block Count	Count of channels in a zone that were blocked in an interval.
Dynamic Frequency Block Duration	Count of all occurrences of a channel being blocked.
Control Channel Duration	Sum of the length of time all channels in a zone served as a control channel.
Total Channel Duration	This statistic is equal to the number of channels in the zone * 900.
One Site Call Count	The count, per interval, of all active calls received within a zone that involved only one site in the zone.
Two Site Call Count	The count, per interval, of all active calls received within a zone that involved only two sites in the zone.
Three Site Call Count	The count, per interval, of all active calls received within a zone that involved only three sites in the zone.
Four Site Call Count	The count, per interval, of all active calls received within a zone that involved only four sites in the zone.
Five Site Call Count	The count, per interval, of all active calls received within a zone that involved only five sites in the zone.
Six Site Call Count	The count, per interval, of all active calls received within a zone that involved only six sites in the zone.
Seven Site Call Count	The count, per interval, of all active calls received within a zone that involved only seven sites in the zone.
Eight Site Call Count	The count, per interval, of all active calls received within a zone that involved only eight sites in the zone.
Nine Site Call Count	The count, per interval, of all active calls received within a zone that involved only nine sites in the zone.
Ten or More Site Call Count	The count, per interval, of all active calls received within a zone that involved ten or more sites in the zone.
Group Call Site Count	Sum of the number of sites in the zone used for each non-emergency group call.
Private Call Site Count	Sum of the number of sites in the zone used for each private call.
Emergency Site Count	Sum of the number of sites in the zone used for each emergency call.
Busy Requested Sites Count	Sum of the number of sites involved in each call that received a busy.
Busy Requested Sites Average	Per interval, the average number of sites in a zone that were requested to participate in all calls that received a Busy. A zone will sum the number of sites involved in each call that received a busy and divide by the total number of calls that received a busy.

Table continued...

Statistic Name	Description
Busy sites in Busy Count	Sum of the number of sites that were in use when requested for each call that received a busy.
Busy sites in Busy Average	Per interval, the average number of sites in a zone that were requested to participate in all calls that received a Busy. A zone will sum the number of sites involved in each call that received a busy and divide by the total number of calls that received a busy.
Busy Interconnect call No Centralized Resource Duration	Sum of the length in seconds of all interconnect (phone) calls that received a busy in a zone due to no central resources being available. (Added for DSSA)
Total Active Calls FDMA	All FDMA group calls, FDMA private calls, FDMA phone calls, and FDMA emergency calls using the site + Data Channel Allocation Count
Total Active Calls TDMA	All TDMA group calls, TDMA private calls, TDMA phone calls, and TDMA emergency calls using the zone+ Data Channel Allocation Count
Total Active Calls MIXED	All MIXED group calls, MIXED private calls, MIXED phone calls, and MIXED emergency calls using the zone+ Data Channel Allocation Count
Total Active Duration FDMA	Sum of durations of FDMA group, FDMA private, FDMA phone, and FDMA emergency calls using the zone+ Data Channel Duration.
Total Active Duration TDMA	Sum of durations of TDMA group, TDMA private, TDMA phone, and TDMA emergency calls using the site + Data Channel Duration.
Total Active Duration MIXED	Sum of durations of MIXED group, MIXED private, MIXED phone, and MIXED emergency calls using the site + Data Channel Duration.
Total Busy Calls FDMA	All FDMA group, FDMA private, FDMA phone, and FDMA emergency calls that received a busy using the zone+ Busy Data Chnl Request Count.
Total Busy Calls TDMA	All TDMA group, TDMA private, TDMA phone, and TDMA emergency calls that received a busy using the zone+ Busy Data Chnl Request Count.
Total Busy Calls MIXED	All MIXED group, MIXED private, MIXED phone, and MIXED emergency calls that received a busy using the zone+ Busy Data Chnl Request Count.
Total Busy Call Duration FDMA	Sum of the length of all busies received for all FDMA group and emergency FDMA calls made by this talkgroup in the zone (HH:MM:SS).
Total Busy Call Duration TDMA	Sum of the length of all busies received for all TDMA group and emergency TDMA calls made by this talkgroup in the zone (HH:MM:SS).
Total Busy Call Duration MIXED	Sum of the length of all busies received for all MIXED group and emergency MIXED calls made by this talkgroup in the zone (HH:MM:SS).
Group Calls FDMA	All FDMA group calls made in the zone that are not emergency calls.
Group Calls TDMA	All TDMA group calls made in the zone that are not emergency calls.

Table continued...

Statistic Name	Description
Group Calls MIXED	All MIXED group calls made in the zone that are not emergency calls.
Group Call Duration FDMA	Sum of the call length of all non-emergency FDMA group calls made in the zone (HH:MM:SS).
Group Call Duration TDMA	Sum of the call length of all non-emergency TDMA group calls made in the zone (HH:MM:SS).
Group Call Duration MIXED	Sum of the call length of all non-emergency MIXED group calls made in the zone (HH:MM:SS).
Busy Group Calls FDMA	All non-emergency FDMA group calls that received a busy in the zone.
Busy Group Calls TDMA	All non-emergency TDMA group calls that received a busy in the zone.
Busy Group Calls MIXED	All non-emergency MIXED group calls that received a busy in the zone.
Busy Group Call Duration FDMA	Sum of the length of each busy generated for all non-emergency FDMA group calls made in the zone (HH:MM:SS).
Busy Group Call Duration TDMA	Sum of the length of each busy generated for all non-emergency TDMA group calls made in the zone (HH:MM:SS).
Busy Group Call Duration MIXED	Sum of the length of each busy generated for all non-emergency MIXED group calls made in the zone (HH:MM:SS).
Max Busy Group Call Duration FDMA	Maximum busy length of all non-emergency FDMA group calls received using this zone (HH:MM:SS).
Max Busy Group Call Duration TDMA	Maximum busy length of all non-emergency TDMA group calls received using this zone (HH:MM:SS).
Max Busy Group Call Duration MIXED	Maximum busy length of all non-emergency MIXED group calls received using this zone (HH:MM:SS).
Avg Busy Group Call Duration FDMA	This statistic is equal to: Busy Group Call Duration FDMA / Busy Group Calls FDMA
Avg Busy Group Call Duration TDMA	This statistic is equal to: Busy Group Call Duration TDMA / Busy Group Calls TDMA
Avg Busy Group Call Duration MIXED	This statistic is equal to: Busy Group Call Duration MIXED/ Busy Group Calls MIXED
Private Calls FDMA	All private FDMA calls using this site.
Private Calls TDMA	All private TDMA calls using this site.
Private Calls MIXED	All private MIXED calls using this site.
Private Call Duration FDMA	Sum of the call length of all private FDMA calls made using this zone (HH:MM:SS).
Private Call Duration TDMA	Sum of the call length of all private TDMA calls made using this zone (HH:MM:SS).
Private Call Duration MIXED	Sum of the call length of all private MIXED calls made using this zone (HH:MM:SS).

Table continued...

Statistic Name	Description
Busy Private Calls FDMA	All private FDMA calls made by the user using this zone that were placed in the busy queue.
Busy Private Calls TDMA	All private TDMA calls made by the user using this zone that were placed in the busy queue.
Busy Private Calls MIXED	All private MIXED calls made by the user using this zone that were placed in the busy queue.
Busy Private Call Duration FDMA	Sum of the length of each busy received for all private FDMA calls made using this zone (HH:MM:SS).
Busy Private Call Duration TDMA	Sum of the length of each busy received for all private TDMA calls made using this zone (HH:MM:SS).
Busy Private Call Duration MIXED	Sum of the length of each busy received for all private MIXED calls made using this zone (HH:MM:SS).
Max Busy Private Call Duration FDMA	Maximum busy length of all FDMA private calls in the busy queue using this zone (HH:MM:SS).
Max Busy Private Call Duration TDMA	Maximum busy length of all TDMA private calls in the busy queue using this zone (HH:MM:SS).
Max Busy Private Call Duration MIXED	Maximum busy length of all MIXED private calls in the busy queue using this zone (HH:MM:SS).
Avg Busy Private Call Duration FDMA	This statistic is equal to: Busy Private Call Duration FDMA / Busy Private Calls FDMA
Avg Busy Private Call Duration TDMA	This statistic is equal to: Busy Private Call Duration TDMA / Busy Private Calls TDMA.
Avg Busy Private Call Duration MIXED	This statistic is equal to: Busy Private Call Duration MIXED / Busy Private Calls MIXED.
Phone Calls FDMA	All FDMA phone calls using this zone.
Phone Calls TDMA	All TDMA phone calls using this zone.
Phone Call Duration FDMA	Sum of the call length of all FDMA phone calls made using this zone (HH:MM:SS).
Phone Call Duration TDMA	Sum of the call length of all TDMA phone calls made using this zone (HH:MM:SS).
Busy Phone Calls FDMA	All FDMA phone calls using this zone that were placed in the busy queue.
Busy Phone Calls TDMA	All TDMA phone calls using this zone that were placed in the busy queue.
Busy Phone Call Duration FDMA	Sum of the length of each FDMA busy received for all phone calls made using this zone (HH:MM:SS).
Busy Phone Call Duration TDMA	Sum of the length of each TDMA busy received for all phone calls made using this zone (HH:MM:SS).
Max Busy Phone Call Duration FDMA	Maximum busy length of all FDMA phone calls made in the zone (HH:MM:SS).
Max Busy Phone Call Duration TDMA	Maximum busy length of all TDMA phone calls made in the zone (HH:MM:SS).

Table continued...

Statistic Name	Description
Avg Busy Phone Call Duration FDMA	Average busy length of all FDMA phone calls made in the zone (HH:MM:SS).
Avg Busy Phone Call Duration TDMA	Average busy length of all TDMA phone calls made in the zone (HH:MM:SS).
Emergency Calls FDMA	All emergency FDMA calls made in the zone.
Emergency Calls TDMA	All emergency TDMA calls made in the zone.
Emergency Calls MIXED	All emergency MIXED calls made in the zone.
Emergency Call Duration FDMA	Sum of the call length of all emergency FDMA calls made in the zone (HH:MM:SS).
Emergency Call Duration TDMA	Sum of the call length of all emergency TDMA calls made in the zone (HH:MM:SS).
Emergency Call Duration MIXED	Sum of the call length of all emergency MIXED calls made in the zone (HH:MM:SS).
Busy Emergency Calls FDMA	All emergency FDMA calls made in the zone that generated a busy.
Busy Emergency Calls TDMA	All emergency TDMA calls made in the zone that generated a busy.
Busy Emergency Calls MIXED	All emergency MIXED calls made in the zone that generated a busy.
Busy Emergency Call Duration FDMA	Sum of the length of each busy generated for all emergency FDMA calls made in the zone (HH:MM:SS).
Busy Emergency Call Duration TDMA	Sum of the length of each busy generated for all emergency TDMA calls made in the zone (HH:MM:SS).
Busy Emergency Call Duration MIXED	Sum of the length of each busy generated for all emergency MIXED calls made in the zone (HH:MM:SS).
Avg Busy Emergency Call Duration FDMA	This statistic is equal to: Busy Emergency Call Duration FDMA / Busy Emergency Calls FDMA
Avg Busy Emergency Call Duration TDMA	This statistic is equal to: Busy Emergency Call Duration TDMA / Busy Emergency Calls TDMA
Avg Busy Emergency Call Duration MIXED	This statistic is equal to: Busy Emergency Call Duration MIXED / Busy Emergency Calls MIXED
Busy NO Interconnect TRIC Resource Count FDMA	The count of all FDMA calls that received a busy in a zone due to no interconnect Audio Path resources being available.
Busy NO Interconnect TRIC Resource Count TDMA	The count of all TDMA calls that received a busy in a zone due to no interconnect Audio Path resources being available.
Total Active Voice Call Duration FDMA	The sum of the call length (in seconds) of each FDMA group, FDMA private call, FDMA phone, and FDMA emergency calls received at a zone.
Total Active Voice Call Duration TDMA	The sum of the call length (in seconds) of each TDMA group, TDMA private call, TDMA phone, and TDMA emergency calls received at a zone.

Table continued...

Statistic Name	Description
Total Active Voice Call Duration MIXED	The sum of the call length (in seconds) of each MIXED group, MIXED private call, MIXED phone, and MIXED emergency calls received at a zone.
Total Active Voice Calls FDMA	The count of all FDMA group calls, FDMA private calls, FDMA phone calls, and FDMA emergency calls received at a zone.
Total Active Voice Calls TDMA	The count of all TDMA group calls, TDMA private calls, TDMA phone calls, and TDMA emergency calls received at a zone.
Total Active Voice Calls MIXED	The count of all MIXED group calls, MIXED private calls, MIXED phone calls, and MIXED emergency calls received at a zone.
Total Busy Voice Calls FDMA	All FDMA group, FDMA private, FDMA phone, and FDMA emergency calls that received a busy using the zone.
Total Busy Voice Calls TDMA	All TDMA group, TDMA private, TDMA phone, and TDMA emergency calls that received a busy using the site.
Total Busy Voice Calls MIXED	All MIXED group, MIXED private, MIXED phone, and MIXED emergency calls that received a busy using the site.
Total Busy Voice Call Duration FDMA	The sum of the length (in seconds) of all busies received for all FDMA group calls, FDMA private calls, FDMA phone calls, and FDMA emergency calls for the zone. A zone sums the length of each such busy received at any site within the zone.
Total Busy Voice Call Duration TDMA	The sum of the length (in seconds) of all busies received for all TDMA group calls, TDMA private calls, TDMA phone calls, and TDMA emergency calls for the zone. A zone sums the length of each such busy received at any site within the zone.
Total Busy Voice Call Duration MIXED	The sum of the length (in seconds) of all busies received for all MIXED group calls, MIXED private calls, MIXED phone calls, and MIXED emergency calls for the zone. A zone sums the length of each such busy received at any site within the zone.
Max Busy Voice Call Duration FDMA	The maximum busy length (in seconds) of all FDMA group, FDMA private, FDMA emergency, and FDMA phone calls received within the zone. A zone records the maximum busy length (per interval) of all such calls received at any site within the zone.
Max Busy Voice Call Duration TDMA	The maximum busy length (in seconds) of all TDMA group, TDMA private, TDMA emergency, and TDMA phone calls received within the zone. A zone records the maximum busy length (per interval) of all such calls received at any site within the zone.
Max Busy Voice Call Duration MIXED	The maximum busy length (in seconds) of all MIXED group, MIXED private, MIXED emergency, and MIXED phone calls received within the zone. A zone records the maximum busy length (per interval) of all such calls received at any site within the zone.
Average Call Duration FDMA	Average call length of all FDMA group calls, FDMA private calls, FDMA phone calls, and FDMA emergency calls using the zone (HH:MM:SS).
Average Call Duration TDMA	Average call length of all TDMA group calls, TDMA private calls, TDMA phone calls, and TDMA emergency calls using the site (HH:MM:SS).

Table continued...

Statistic Name	Description
Average Call Duration MIXED	Average call length of all MIXED group calls, MIXED private calls, MIXED phone calls, and MIXED emergency calls using the site (HH:MM:SS).
Single Zone Conventional Call Count	The count of active conventional calls in a Zone that involved only this zone.
Multi Zone Conventional Call Count Controlling Zone	The count of active conventional calls in a Zone that involved multiple Zones in which the Zone is the controlling Zone. Each Zone will count all active conventional calls received in the Zone that involves multiple Zones for which they are the controlling Zone.
Multi Zone Conventional Call Count Participating Zone	The count of active calls in a Zone that involved multiple Zones in which the Zone is a participating Zone. Each Zone will count all active calls received in the Zone that involves multiple Zones for which they are a participating Zone.
Transcoder Busy Calls Count	The number of calls busied due to lack of transcoding resources within the selected time period.
Transcoder Busy Calls Duration	The length (in seconds) of calls busied due to lack of transcoding resources within the selected time period.
Transcoder Calls Max Count	The highest number of simultaneous calls that use a dynamic transcoder in a zone for the selected time period.
Transcoder Calls Max Utilization	The highest percentage of transcoded calls; calculated from the number of dynamic transcoder resources in use over the actual total resources available for the selected time period.
Transcoder Calls Capacity	The percentage of available dynamic transcoder resources last reported within the selected time period.
Average Busy Voice Call Duration MIXED	Average busy length of all MIXED phone calls made in the zone (HH:MM:SS).

3.5.2

System Statistics for Custom Reports



IMPORTANT: PTTs made by consoles and radios during private calls are not counted toward the PTT statistics kept by Historical Reports.

Table 20: System Statistics for Custom Reports

Statistic Name	Description
Total PTTs	The count of all Push-to-talks generated during each call within the system.
Total Active Calls	The count of all group calls, private calls, phone calls, and emergency calls seen within the system.
Total Active Duration	The sum of the call length (in seconds) of each group call, private call, phone call, and emergency call seen within the system.
Average Voice Call Duration	The average call length (in seconds) per interval of all group calls, private calls, phone calls, and emergency calls seen within the system.

Table continued...

Statistic Name	Description
Total Busy Calls	The count of all group calls, private calls, phone calls, and emergency calls that received a busy in the system.
Total Busy Call Duration	The sum of the length each busy (in seconds) received for all group calls, private calls, phone calls, and emergency calls in the system.
Group Calls	The count of all group calls made in the system that are not emergency calls.
Group Call Duration	The sum of the call length (in seconds) of all non-emergency group calls made in the system.
Busy Group Calls	The count of all non-emergency group calls that received a busy in the system.
Busy Group Call Duration	The sum of the length of each busy (in seconds) received for all non-emergency group calls made in the system.
Max Busy Group Call Duration	The maximum busy length (in seconds) of all non-emergency group calls received within the system.
Average Busy Group Call Duration	The average busy length (in seconds) of all non-emergency group calls received within the system.
Private Calls	The count of all private calls made in the system.
Private Call Duration	The sum of the call length (in seconds) of all private calls made in the system.
Busy Private Calls	The count of all private calls that received a busy in the system.
Busy Private Call Duration	The sum of the length of each busy (in seconds) received for all private calls made in the system.
Max Busy Private Call Duration	The maximum busy length (in seconds) of all private calls received within the system.
Average Busy Private Call Duration	The average busy length (in seconds) of all private calls received within the system.
Phone Calls	The count of all phone calls made in the system.
Phone Call Duration	The sum of the call length (in seconds) of all phone calls made in the system.
Busy Phone Calls	The count of all phone calls that received a busy in the system.
Busy Phone Call Duration	The sum of the length of each busy (in seconds) received for all phone calls made in the system.
Max Busy Phone Call Duration	The maximum busy length (in seconds) of all phone calls received within the system.
Average Busy Phone Call Duration	The average busy length (in seconds) of all phone calls received within the system.
Emergency Calls	The count of all emergency calls made in the system.
Emergency Call Duration	The sum of the call length (in seconds) of all emergency calls made in the system.
Busy Emergency Calls	The count of all emergency calls that received a busy in the system.
Busy Emergency Call Duration	The sum of the length of each busy (in seconds) received for all emergency calls made in the system.

Table continued...

Statistic Name	Description
Max Busy Emergency Call Duration	The maximum busy length (in seconds) of all emergency calls received within the system.
Average Busy Emergency Call Duration	The average busy length (in seconds) of all emergency calls received within the system.
Number of Group Text Messages	Number of attempted group text messages on this talkgroup.
Average Group Text Message Size	Average number of bytes in the group text messages attempted on this talkgroup.

3.5.3

Channel Statistics for Custom Reports

Table 21: Channel Statistics for Custom Reports

Statistic Name	Description
Total Active Calls	The count of all group calls, private calls, phone calls, and emergency calls received at a Channel + Data Channel Allocation Count.
Total Active Calls FDMA	The count of all FDMA group calls, FDMA private calls, FDMA phone calls, and FDMA emergency calls received at a Channel + Data Channel Allocation Count.
Total Active Calls TDMA	The count of all TDMA group calls, TDMA private calls, TDMA phone calls, and TDMA emergency calls received at a Channel.
Total Active Duration	The sum of the call length (in seconds) of each group, private call, phone, and emergency calls received at a Channel + Data Channel Duration.
Total Active Duration FDMA	The sum of the call length (in seconds) of each FDMA group, FDMA private call, FDMA phone, and FDMA emergency calls received at a Channel + Data Channel Duration.
Total Active Duration TDMA	The sum of the call length (in seconds) of each TDMA group, TDMA private call, TDMA phone, and TDMA emergency calls received at a Channel.
Total Active Voice Calls	The count of all group calls, private calls, phone calls, and emergency calls received at a Channel.
Total Active Voice Calls FDMA	The count of all FDMA group calls, FDMA private calls, FDMA phone calls, and FDMA emergency calls received at a Channel.
Total Active Voice Calls TDMA	The count of all TDMA group calls, TDMA private calls, TDMA phone calls, and TDMA emergency calls received at a Channel.
Total Active Voice Call Duration	The sum of the call length (in seconds) of each group, private call, phone, and emergency calls received at a Channel.
Total Active Voice Call Duration FDMA	The sum of the call length (in seconds) of each FDMA group, FDMA private call, FDMA phone, and FDMA emergency calls received at a Channel.

Table continued...


Statistic Name	Description
Total Active Voice Call Duration TDMA	The sum of the call length (in seconds) of each TDMA group, TDMA private call, TDMA phone, and TDMA emergency calls received at a Channel.
Total Channel Active and Control Duration	This statistic is equal to: Control Channel Duration + Total Active Duration.
Total Channel Active and Control Duration FDMA	This statistic is equal to: Control Channel Duration + Total Active Duration FDMA.
Total Channel Active and Control Duration TDMA	This statistic is equal to: Control Channel Duration + Total Active Duration TDMA.
Average Call Duration	This statistic is equal to: Total Active Voice Call Duration / Total Active Voice Calls
Average Call Duration FDMA	This statistic is equal to: Total Active Voice Call Duration FDMA / Total Active Voice Calls FDMA
Average Call Duration TDMA	This statistic is equal to: Total Active Voice Call Duration TDMA / Total Active Voice Calls TDMA
Average Voice Call Duration	The average call length (in seconds) of all group calls, private calls, phone calls, and emergency calls received at a Channel.
Group Calls	The count of all group calls received at a Channel that are not emergency calls.
Group Calls FDMA	The count of all FDMA group calls received at a Channel that are not emergency calls.
Group Calls TDMA	The count of all TDMA group calls received at a Channel that are not emergency calls.
Group Call Duration	The sum of the call length (in seconds) of all non-emergency group calls received at a Channel.
Group Call Duration FDMA	The sum of the call length (in seconds) of all non-emergency FDMA group calls received at a Channel.
Group Call Duration TDMA	The sum of the call length (in seconds) of all non-emergency TDMA group calls received at a Channel.
Half Total Active Duration TDMA	Total Active Voice Call Duration TDMA / 2
Private Calls	The count of all private calls received at a Channel.
Private Calls FDMA	The count of all FDMA private calls received at a Channel.
Private Calls TDMA	The count of all TDMA private calls received at a Channel.
Private Call Duration	The sum of the call length (in seconds) of all private calls received at a Channel.  NOTICE: On Private Duplex Calls that use two channels in the same site, both durations of these channels will be updated for the same call.
Private Call Duration FDMA	The sum of the call length (in seconds) of all FDMA private calls received at a Channel.

Table continued...

Statistic Name	Description
Private Call Duration TDMA	The sum of the call length (in seconds) of all TDMA private calls received at a Channel.
Phone Calls	The count of all phone calls received at a Channel.
Phone Calls FDMA	The count of all FDMA phone calls received at a Channel.
Phone Calls TDMA	The count of all TDMA phone calls received at a Channel.
Phone Call Duration	The sum of the call length (in seconds) of all phone calls received at a Channel.
Phone Call Duration FDMA	The sum of the call length (in seconds) of all FDMA phone calls received at a Channel.
Phone Call Duration TDMA	The sum of the call length (in seconds) of all TDMA phone calls received at a Channel.
Emergency Calls	The count of all emergency calls received at a Channel.
Emergency Calls FDMA	The count of all FDMA emergency calls received at a Channel.
Emergency Calls TDMA	The count of all TDMA emergency calls received at a Channel.
Emergency Call Duration	The sum of the call length (in seconds) of all emergency calls received at a Channel.
Emergency Call Duration FDMA	The sum of the call length (in seconds) of all FDMA emergency calls received at a Channel.
Emergency Call Duration TDMA	The sum of the call length (in seconds) of all TDMA emergency calls received at a Channel.
Blocked Duration	The sum of amount of time (in seconds) that a Channel was blocked for an interval.
Half Total Active Duration TDMA	Total Active Duration TDMA / 2
Control Channel Duration	The amount of time the channel was used as the control channel.
Intersystem Group Calls	Count of group calls made in the system that are not emergency calls.
Intersystem Group Call	Duration Sum of the call length of all non-emergency group calls made in the system (HH:MM:SS).
Intersystem Busy Group Calls	All non-emergency group calls that received a busy in the system.
Intersystem Busy Group Call Duration	Sum of the length of each busy received for all non-emergency group calls made in the system (HH:MM:SS).
Intersystem Private Calls	All private calls made in the system.
Intersystem Private Call Duration	Sum of the call length of all private calls made in the system (HH:MM:SS).
Intersystem Private Call Duration	All private calls that received a busy in the system.
Intersystem Busy Private Call Duration	Sum of the length of each busy received for all private calls made in the system (HH:MM:SS).

Table continued...

Statistic Name	Description
Intersystem Emergency Calls	All emergency calls made in the system.
Intersystem Emergency Call Duration	Sum of the call length (HH:MM:SS) of all emergency calls made in the system.
Intersystem Busy Emergency Calls	All emergency calls that received a busy in the system.
Intersystem Busy Emergency Duration	Sum of the length of each busy (HH:MM:SS) received for all emergency calls made in the system.
Max 1 system in call	The count of group calls that involved 1 System during the call.
Max 2 system in call	The count of group calls that involved maximum 2 Systems during the call.
Max 3 system in call	The count of group calls that involved maximum 3 Systems during the call.
Max 4 system in call	The count of group calls that involved maximum 4 Systems during the call.
Max 5 system in call	The count of group calls that involved maximum 5 Systems during the call.
Max 6 system in call	The count of group calls that involved maximum 6 Systems during the call.
Max 7 system in call	The count of group calls that involved maximum 7 Systems during the call.
Max 8 system in call	The count of group calls that involved maximum 8 Systems during the call.
Max 9 system in call	The count of group calls that involved maximum 9 Systems during the call.
Max 10 system in call	The count of group calls that involved maximum 10 Systems during the call.

3.5.4

Site and Console Site Statistics for Custom Reports

There are two performance groups for site statistics: Site Statistics and Console Site Statistics. This table provides a list of all available statistics for sites. Statistic names followed by (cs) indicate that the statistic is found in the Console Site Performance Group only. Statistic Names followed by (s) indicate that the stat is found in the Site Performance Group only. All other statistics are found in both performance groups.



IMPORTANT: PTTs made by consoles and radios during private calls are not counted toward the PTT statistics kept by Historical Reports.

Table 22: Site and Console Site Statistics for Custom Reports

Statistic Name	Description
Total PTTs	The count of all Push-to-talks generated during each call received at a site. Push-to-talks are only counted for talkgroup calls.

Table continued...

Statistic Name	Description
Total Active Calls	The count of all data channel allocations, and group, private, phone, and emergency calls received at a site.
Total Active Duration	The sum of the call length (in seconds) of each data channel allocation, group, private, phone, and emergency call received at a site.
Average Voice Call Duration	The average call length (in seconds), per interval, of all group, private, phone, and emergency calls received at a site.
Total Busy Calls	Total number of busied calls involving this site/console site.
Total Busy Call Duration	The sum of the length (in seconds) of all busies generated for all data channel requests, and group, private, phone, and emergency calls received at a site.
Group Calls	The count of all group calls received at a site that are not emergency calls.
Group Call Duration	The sum of the call length (in seconds) of all non-emergency group calls received at a site.
Busy Group Calls	The count of all non-emergency group calls received at a site that generated a busy.
Busy Group Call Duration	The sum of the length (in seconds) of each busy generated for all non-emergency group calls received at a site.
Max Busy Group Call Duration	The maximum busy length (in seconds) of all non-emergency group calls received at a site.
Avg Busy Group Call Duration	The average busy length (in seconds) of all non-emergency group calls received at a site.
Private Calls	The count of all private calls received at a site.
Private Duplex Calls	The count of all private duplex calls received at a site.
Private Simplex Calls	The count of all private simplex calls received at a site.
Private Call Duration	The sum of the call length (in seconds) of all private calls received at a site.
Same Site Private Duplex Call Duration	The sum of private duplex calls that were the target is in the same site as the requester.
Busy Private Calls	The count of all private calls received at a site that generated a busy.
Busy Private Call Duration	The sum of the length (in seconds) of each busy generated for all private calls received at a site.
Max Busy Private Call Duration	The maximum busy length (in seconds) of all private calls received at a site.
Avg Busy Private Call Duration	The average busy length (in seconds) of all private calls received at a site.
Phone Calls	The count of all phone calls received at a site.
Phone Call Duration	The sum of the call length (in seconds) of all phone calls received at a site.
Busy Phone Calls	The count of all phone calls received at a site that generated a busy.
Busy Phone Call Duration	The sum of the length (in seconds) of each busy generated for all phone calls received at a site.

Table continued...

Statistic Name	Description
Max Busy Phone Call Duration (s)	The maximum busy length (in seconds) of all phone calls received at a site.
Avg Busy Phone Call Duration (s)	The average busy length (in seconds) of all phone calls received at a site.
Emergency Calls	The count of all emergency calls received at a site.
Emergency Call Duration	The sum of the call length (in seconds) of all emergency calls received at a site.
Busy Emergency Calls	The count of all emergency calls received at a site that generated a busy.
Busy Emergency Call Duration	The sum of the length (in seconds) of each busy generated for all emergency calls received at a site.
Max Busy Emergency Call Duration	The maximum busy length (in seconds) of all emergency calls received at a site.
Avg Busy Emergency Call Duration	The average busy length (in seconds) of all emergency calls received at a site.
Percent Usage (s)	The percentage a site was in use for an interval. The sum of Site Activity Duration on Dynamic Channel, Site Activity Duration on FDMA Channel, and Site Activity Duration on TDMA Channel divided by Total Site Available Duration.
Group Call Percentage (s)	The percentage of all calls in a site that were non-emergency group calls. This is Site Group Call Time Utilization divided by Total Site Available Duration.
Private Call Percentage (s)	The percentage of all calls in a site that were private calls. This is a sum of Site Private Call Time Utilization and Site Private Duplex Same Site Time Utilization divided by Total Site Available Duration.
Interconnect Call Percentage (s)	The percentage of all calls in a site that were phone calls. This is Site Phone Call Time Utilization divided by Total Site Available Duration.
Emergency Call Percentage (s)	The percentage of all calls in a site that were emergency calls. This is Site Emergency Call Time Utilization divided by Total Site Available Duration.
Dynamic Frequency Blocked Percentage (s)	This statistic equals to: Site Dynamic Frequency Block Duration on Dynamic Channel *2 + Site Dynamic Frequency Block Duration on TDMA Channel *2 + Site Dynamic Frequency Block Duration on FDMA Channel) / Total Site Duration.
Dynamic Frequency Block Count (s)	The count of channels in a Site that were blocked in an interval. A site will count each occurrence of any blocked channel in all Channels in the site.
Dynamic Frequency Block Duration (s)	The sum of the length of time (in seconds) each blocked channel in a site was blocked. A site will sum the time each blocked channel is blocked for all channels at the site.
Busy for No Resources Count	The count of all active calls that received a busy at a site due to no resources being available at the site to complete the calls.
Busy Source of Count	The count call originating at this site which were busied.

Table continued...

Statistic Name	Description
Call Activity Packet Count	The count of all ATIA packets received in a site that are related to call activity.
Non-voice Service Packet Count	The count of all ATIA packets received in a site that are not related to call activity.
Emergency Status Packet Count	The count of all ATIA Radio Status packets related to emergency alarm events that are received in a site.
Reject Count	The count of all rejects received at any channel in a site.
Affiliation Count (s)	The count of all radios that affiliated to a site in an interval.
De-affiliation Count (s)	The count of all radios that de-affiliated from a site in an interval.
Site Activity	The count of all ATIA packets received at a site that are related to site activity.
Grant Count	The count of all grants at a site.
One or More Busy Percent (s)	The percentage of time at least one call was busied due to no resources at this site. This includes busy data channel requests.
Two or More Busy Percent (s)	The percentage of time at least two calls were busied due to no resources at this site.
Three or More Busy Percent (s)	The percentage of time at least three calls were busied due to no resources at this site.
Four or More Busy Percent (s)	The percentage of time at least four calls were busied due to no resources at this site.
Data Channel Duration	The sum of the length of time (in seconds) each channel at the site was allocated as a data channel.
Number of Data Channel Requests (s)	The count of all requests for allocation of a data channel at the site. This statistic is the count of all data call requests made, including those that were busy or had no active duration.
Number of Data Channel Allocations	The count of allocations of data channels at the site. This statistic is the count of data calls which had some active duration.
Busy Data Channel Request Duration	The sum of the length of time (in seconds) requests for allocation of a data channel were busied at the site.
Number of Busy Data Channel Requests	The count of all requests for allocation of a data channel that received a busy at the site.
Max Busy Data Channel Request Duration (s)	The maximum busy length (in seconds) of any busied request for allocation of a data channel at the site.
Avg Busy Data Channel Request Duration (s)	The average busy length (in seconds) from all busied requests for allocation of a data channel received at the site. Note that a call can only be included in this statistic once the call ends. As a result, this statistic may be inaccurate for short interval lengths where calls span the interval boundary.
Data Channel Utilization (s)	The percentage of a site's data channel resources that were in use during an interval. Per interval, this is the site's data channel duration divided by the number of channels configured for data at the site multiplied by the length of the interval in seconds.

Table continued...

Statistic Name	Description
Total Active Voice Calls	The count of all group, private, phone, and emergency calls received at a site.
Total Active Voice Call Duration	The sum of the call length (in seconds) of each group, private, phone, and emergency call received at a site.
Data Call Percentage (s)	The percentage of a site's channel resources that are allocated as data channels.
Total Busy Voice Calls	Total Busy Voice Calls
Total Busy Voice Call Duration	The sum of the length (in seconds) of all busies received for all group, private, phone, and emergency calls that received a busy at the site.
Avg Busy Voice Call Duration	The average busy length (in seconds) of all group, private, emergency, and phone calls received at the site.
Max Busy Voice Call Duration	The maximum busy length (in seconds) of all group, private, emergency, and phone calls received at the site.
Trunking BW Utilization (cs)	The percentage of bandwidth to a console site consumed by trunking calls in an interval.
Denied Analog Conventional Call Count	Total number of rejected analog conventional calls involving this console site during the time span of this report.
Analog Conventional Call Count	Total number of analog conventional calls involving this console site during the time span of the report.
Analog Conventional Call Duration	Total duration of all analog conventional calls involving this console site.
Conventional BW Utilization (cs)	This is the amount of configured conventional call count actually used on the console site link. This aggregates analog and digital calls.
Digital Conventional Call Count	Total number of all (secure and clear) non-emergency digital conventional calls involving this console site during the time span of the report.
Denied Digital Conventional Call Count	Total number of rejected non-emergency digital conventional calls involving this console site during the time span of this report.
Digital Conventional Call Duration	Total duration of all non-emergency digital conventional calls involving this console site.
Digital Conventional Emergency Call Count	Total number of all emergency digital conventional calls involving this console site during the time span of the report.
Denied Digital Conventional Emergency Call Count	Total number of rejected emergency digital conventional calls involving this console site during the time span of this report.
Digital Conventional Emergency Call Duration	Total duration of all emergency digital conventional calls involving this console site.
Secure Digital conventional Call Count	Total number of all secure digital conventional calls involving this console site during the time span of the report.
Clear Digital Conventional Call Count	Total number of all clear digital conventional calls involving this console site during the time span of the report.

Table continued...

Statistic Name	Description
Percent Complete	Percent of data collected for the interval. One hundred percent indicates all data has been collected.
Average Voice Call Duration FDMA (s)	The average call length (in seconds), per interval, of all group, private, phone, and emergency FDMA calls received at a site.
Average Voice Call Duration TDMA (s)	The average call length (in seconds), per interval, of all group, private, phone, and emergency TDMA calls received at a site.
Group Calls FDMA (s)	The count of all FDMA group calls received at a site that are not emergency calls.
Group Calls TDMA (s)	The count of all TDMA group calls received at a site that are not emergency calls.
Group Call Duration FDMA (s)	The sum of the call length (in seconds) of all non-emergency group FDMA calls received at a site.
Group Call Duration TDMA (s)	The sum of the call length (in seconds) of all non-emergency group TDMA calls received at a site.
Busy Group Calls FDMA (s)	The count of all non-emergency group FDMA calls received at a Site that generated a busy.
Busy Group Calls TDMA (s)	The count of all non-emergency group TDMA calls received at a Site that generated a busy.
Busy Group Call Duration FDMA (s)	The sum of the length (in seconds) of each busy generated for all non-emergency group FDMA calls received at a site.
Busy Group Call Duration TDMA (s)	The sum of the length (in seconds) of each busy generated for all non-emergency group TDMA calls received at a site.
Max Busy Group Call Duration FDMA (s)	The maximum busy length (in seconds) of all non-emergency group FDMA calls received at a site.
Max Busy Group Call Duration TDMA (s)	The maximum busy length (in seconds) of all non-emergency group TDMA calls received at a site.
Avg Busy Group Call Duration FDMA (s)	The average busy length (in seconds) of all non-emergency group FDMA calls received at a site.
Avg Busy Group Call Duration TDMA (s)	The average busy length (in seconds) of all non-emergency group TDMA calls received at a site.
Private Calls FDMA (s)	The count of all private FDMA calls received at a site.
Private Calls TDMA (s)	The count of all private TDMA calls received at a site.
Private Call Duration FDMA (s)	The sum of the call length (in seconds) of all private FDMA calls received at a site.
Private Call Duration TDMA (s)	The sum of the call length (in seconds) of all private TDMA calls received at a site.
Busy Private Calls FDMA (s)	The count of all private FDMA calls received at a site that generated a busy.
Busy Private Calls TDMA (s)	The count of all private TDMA calls received at a site that generated a busy.
Busy Private Call Duration FDMA (s)	The sum of the length (in seconds) of each busy generated for all private FDMA calls received at a site.

Table continued...

Statistic Name	Description
Busy Private Call Duration TDMA (s)	The sum of the length (in seconds) of each busy generated for all private TDMA calls received at a site.
Max Busy Private Call Duration FDMA (s)	The maximum busy length (in seconds) of all private FDMA calls received at a site.
Max Busy Private Call Duration TDMA (s)	The maximum busy length (in seconds) of all private TDMA calls received at a site.
Avg Busy Private Call Duration FDMA (s)	The average busy length (in seconds) of all private FDMA calls received at a site.
Avg Busy Private Call Duration TDMA (s)	The average busy length (in seconds) of all private TDMA calls received at a site.
Phone Calls FDMA (s)	The count of all phone FDMA calls received at a site.
Phone Calls TDMA (s)	The count of all phone TDMA calls received at a site.
Phone Call Duration FDMA (s)	The sum of the call length (in seconds) of all phone FDMA calls received at a site.
Phone Call Duration TDMA (s)	The sum of the call length (in seconds) of all phone TDMA calls received at a site.
Busy Phone Calls FDMA (s)	The count of all phone FDMA calls received at a site that generated a busy.
Busy Phone Calls TDMA (s)	The count of all phone TDMA calls received at a site that generated a busy.
Busy Phone Call Duration FDMA (s)	The sum of the length (in seconds) of each busy generated for all phone FDMA calls received at a site.
Busy Phone Call Duration TDMA (s)	The sum of the length (in seconds) of each busy generated for all phone TDMA calls received at a site.
Max Busy Phone Call Duration FDMA (s)	The maximum busy length (in seconds) of all phone FDMA calls received at a site.
Max Busy Phone Call Duration TDMA (s)	The maximum busy length (in seconds) of all phone TDMA calls received at a site.
Avg Busy Phone Call Duration FDMA (s)	The average busy length (in seconds) of all phone FDMA calls received at a site.
Avg Busy Phone Call Duration TDMA (s)	The average busy length (in seconds) of all phone TDMA calls received at a site.
Emergency Calls FDMA (s)	The count of all emergency FDMA calls received at a site.
Emergency Calls TDMA (s)	The count of all emergency TDMA calls received at a site.
Emergency Call Duration FDMA (s)	The sum of the call length (in seconds) of all emergency FDMA calls received at a site.
Emergency Call Duration TDMA (s)	The sum of the call length (in seconds) of all emergency TDMA calls received at a site.
Busy Emergency Calls FDMA (s)	The count of all emergency FDMA calls received at a site that generated a busy.

Table continued...

Statistic Name	Description
Busy Emergency Calls TDMA (s)	The count of all emergency TDMA calls received at a site that generated a busy.
Busy Emergency Call Duration FDMA (s)	The sum of the length (in seconds) of each busy generated for all emergency FDMA calls received at a site.
Busy Emergency Call Duration TDMA (s)	The sum of the length (in seconds) of each busy generated for all emergency TDMA calls received at a site.
Max Busy Emergency Call Duration FDMA (s)	The maximum busy length (in seconds) of all emergency FDMA calls received at a site.
Max Busy Emergency Call Duration TDMA (s)	The maximum busy length (in seconds) of all emergency TDMA calls received at a site.
Total Active Voice Calls FDMA (s)	The count of all group, private, phone, and emergency FDMA calls received at a site.
Total Active Voice Calls TDMA (s)	The count of all group, private, phone, and emergency TDMA calls received at a site.
Total Active Voice Call Duration FDMA (s)	The sum of the call length (in seconds) of each group, private, phone, and emergency FDMA call received at a site.
Total Active Voice Call Duration TDMA (s)	The sum of the call length (in seconds) of each group, private, phone, and emergency TDMA call received at a site.
Total Busy Voice Calls FDMA (s)	The count of all group, private, phone, and emergency FDMA calls that received a busy at the site.
Total Busy Voice Calls TDMA (s)	The count of all group, private, phone, and emergency TDMA calls that received a busy at the site.
Total Busy Voice Call Duration FDMA	The sum of the length (in seconds) of all Buses received for all group, private, phone, and emergency FDMA calls that received a busy at the site.
Total Busy Voice Call Duration TDMA	The sum of the length (in seconds) of all Buses received for all group, private, phone, and emergency TDMA calls that received a busy at the site.
Avg Busy Voice Call Duration FDMA	The average busy length (in seconds) of all group, private, emergency, and phone FDMA calls that received Busy at the site.
Avg Busy Voice Call Duration TDMA	The average busy length (in seconds) of all group, private, emergency, and phone TDMA calls that received Busy at the site.
Max Busy Voice Call Duration FDMA	The maximum busy length (in seconds) of all group, private, emergency, and phone FDMA calls received at the site.
Max Busy Voice Call Duration TDMA	The maximum busy length (in seconds) of all group, private, emergency, and phone TDMA calls received at the site.
Dynamic Frequency Blocked Time on FDMA Channel (s)	Sum of the length of time each channel in a site was blocked. A site sums the time each blocked FDMA channel is blocked for all Channels at the site (HH:MM:SS).
Dynamic Frequency Blocked Time on TDMA Channel (s)	Sum of the length of time each channel in a site was blocked. A site sums the time each blocked TDMA channel is blocked for all Channels at the site (HH:MM:SS).

Table continued...

Statistic Name	Description
Dynamic Frequency Blocked Time on Dynamic Channel (s)	Sum of the length of time each channel in a site was blocked. A site sums the time each blocked dynamic channel is blocked for all Channels at the site (HH:MM:SS).
Total Push To Talks FDMA (s)	All group call FDMA PTTs generated in the site.
Total Push To Talks TDMA (s)	All group call TDMA PTTs generated in the site.
Number of Dynamic Channels (s)	Number of Dynamic Channels
Number of FDMA Channels (s)	Number of FDMA Channels
Number of TDMA Channels (s)	Number of TDMA Channels
FDMA Total Channel Utilization (s)	The percentage of a site's FDMA channel resources that were in use during an interval.
TDMA Total Channel Utilization (s)	The percentage of a site's TDMA channel resources that are in use during an interval.
Dynamic Total Channel Utilization (s)	The percentage of a site's dynamic channel resources that are in use during an interval.
One or More Busy Percent FDMA (s)	The percentage of time at least one FDMA call was busied due to no resources at this site.
One or More Busy Percent TDMA (s)	The percentage of time at least one TDMA call was busied due to no resources at this site.
Two or More Busy Percent FDMA (s)	The percentage of time at least two FDMA call was busied due to no resources at this site.
Two or More Busy Percent TDMA (s)	The percentage of time at least two TDMA call was busied due to no resources at this site.
Three or More Busy Percent FDMA (s)	The percentage of time at least three FDMA call was busied due to no resources at this site.
Three or More Busy Percent TDMA (s)	The percentage of time at least three TDMA call was busied due to no resources at this site.
Four or More Busy Percent FDMA (s)	The percentage of time at least four FDMA call was busied due to no resources at this site.
Four or More Busy Percent TDMA (s)	The percentage of time at least four TDMA call was busied due to no resources at this site.
Percent usage TDMA (s)	The percentage of total site available duration used by TDMA calls.
Percent usage FDMA (s)	The percentage of total site available duration used by TDMA calls.
Channel Percent Usage FDMA (s)	The percentage of total channel available duration used by FDMA calls.
Channel Percent Usage TDMA (s)	The percentage of total channel available duration used by TDMA calls.

3.5.5

Talkgroup Statistics for Custom Reports



NOTICE: The call count statistics for Busy Emergency Calls, Busy Group Calls, Emergency Calls, Group Calls, and Total Active and Busy Group Calls are incremented only after a call is completed. If a call is active during a change of interval, the duration gets modified at the change of interval, but the count does not. As a result, these statistics may be inaccurate for short interval lengths where calls span the interval boundary.

Table 23: Talkgroup Statistics for Custom Reports

Statistic Name	Description
Total PTTs	The count of all Push-to-talks generated by all group and emergency calls made by a talkgroup.
Total Active Calls	The count of all group and emergency calls made by a talkgroup.
Total Active Duration	The sum of the call length (in seconds) of each group and emergency call made by a talkgroup.
Average Calls Duration	The average call length (in seconds) of each group and emergency call made by a talkgroup.
Total Busy Group Calls	The count of all group and emergency calls made by a talkgroup that received a busy.
Total Busy Group Call Duration	Sum of the length of all busies received for all non-emergency group call made by a talkgroup
Group Calls	The count of all non-emergency group calls made by a talkgroup.
Group Call Duration	The sum of the call length (in seconds) of each non-emergency group call made by a talkgroup.
Busy Group Calls	The count of all non-emergency group calls made by a talkgroup that received a busy.
Busy Group Call Duration	The sum of the call length (in seconds) of each non-emergency group call made by a talkgroup that received a busy.
Emergency Calls	The count of all emergency group calls made by a talkgroup.
Emergency Call Duration	The sum of the call length (in seconds) of each emergency group call made by a talkgroup.
Busy Emergency Calls	The count of all emergency group calls made by a talkgroup that received a busy.
Busy Emergency Call Duration	The sum of the call length (in seconds) of each emergency group call made by a talkgroup that received a busy.
Total Active and Busy Group Calls	The number of group calls that were in the state with both Active and Busy resources.
Total Active and Busy Group Call Duration	The duration of group calls that were in the state with both Active and Busy resources.
Call Count Site (x)	The statistic value is 0. To get proper values see Talkgroup at Site Statistics for Custom Reports on page 136
Call Duration Site (x)	The statistic value is 0. To get proper values see Talkgroup at Site Statistics for Custom Reports on page 136

Table continued...

Statistic Name	Description
Total PTTs FDMA	The count of all Push-to-talks generated by all FDMA group and emergency calls made by a talkgroup.
Total PTTs TDMA	The count of all Push-to-talks generated by all TDMA group and emergency calls made by a talkgroup.
Total PTTs MIXED	The count of all Push-to-talks generated by all MIXED group and emergency calls made by a talkgroup.
Talkgroup Total Active Calls FDMA	The count of all group and emergency FDMA calls made by a talkgroup.
Talkgroup Total Active Calls TDMA	The count of all group and emergency TDMA calls made by a talkgroup.
Talkgroup Total Active Calls MIXED	The count of all group and emergency MIXED calls made by a talkgroup.
Talkgroup Total Active Duration FDMA	The sum of the FDMA call length (in seconds) of each group and emergency call made by a talkgroup.
Talkgroup Total Active Duration TDMA	The sum of the TDMA call length (in seconds) of each group and emergency call made by a talkgroup.
Talkgroup Total Active Duration MIXED	The sum of the MIXED call length (in seconds) of each group and emergency call made by a talkgroup.
Talkgroup Average Call Duration FDMA	Average call length of all FDMA group calls, private calls and emergency calls made by the talkgroup (HH:MM:SS).
Talkgroup Average Call Duration TDMA	Average call length of all TDMA group calls, private calls and emergency calls made by the talkgroup (HH:MM:SS).
Talkgroup Average Call Duration MIXED	Average call length of all MIXED group calls, private calls and emergency calls made by the talkgroup (HH:MM:SS).
Total Busy Group Calls FDMA	The count of all FDMA group and emergency calls made by a talkgroup that received a busy.
Total Busy Group Calls TDMA	The count of all TDMA group and emergency calls made by a talkgroup that received a busy.
Total Busy Group Calls MIXED	The count of all MIXED group and emergency calls made by a talkgroup that received a busy.
Total Busy Group Call Duration FDMA	Sum of the length of all busies received for all non-emergency FDMA group call made by a talkgroup
Total Busy Group Call Duration TDMA	Sum of the length of all busies received for all non-emergency TDMA group call made by a talkgroup
Total Busy Group Call Duration MIXED	Sum of the length of all busies received for all non-emergency MIXED group call made by a talkgroup
Group Calls FDMA	All FDMA group calls made by a talkgroup that are not emergency calls.
Group Calls TDMA	All TDMA group calls made by a talkgroup that are not emergency calls.
Group Calls MIXED	All MIXED group calls made by a talkgroup that are not emergency calls.

Table continued...

Statistic Name	Description
Group Call Duration FDMA	The sum of the FDMA call length (in seconds) of each non-emergency group call made by a talkgroup.
Group Call Duration TDMA	The sum of the TDMA call length (in seconds) of each non-emergency group call made by a talkgroup.
Group Call Duration MIXED	The sum of the MIXED call length (in seconds) of each non-emergency group call made by a talkgroup.
Busy Group Calls FDMA	The count of all FDMA non-emergency group calls made by a talkgroup that received a busy.
Busy Group Calls TDMA	The count of all TDMA non-emergency group calls made by a talkgroup that received a busy.
Busy Group Calls MIXED	All non-emergency MIXED group calls that received a busy in the zone.
Busy Group Call Duration FDMA	The sum of the call length (in seconds) of each non-emergency FDMA group call made by a talkgroup that received a busy.
Busy Group Call Duration TDMA	The sum of the call length (in seconds) of each non-emergency TDMA group call made by a talkgroup that received a busy.
Busy Group Call Duration MIXED	The sum of the call length (in seconds) of each non-emergency MIXED group call made by a talkgroup that received a busy.
Emergency Calls FDMA	The count of all FDMA emergency group calls made by a talkgroup.
Emergency Calls TDMA	The count of all TDMA emergency group calls made by a talkgroup.
Emergency Calls MIXED	The count of all MIXED emergency group calls made by a talkgroup.
Emergency Call Duration FDMA	The sum of the call length (in seconds) of each FDMA emergency group call made by a talkgroup.
Emergency Call Duration TDMA	The sum of the call length (in seconds) of each TDMA emergency group call made by a talkgroup.
Emergency Call Duration MIXED	The sum of the call length (in seconds) of each MIXED emergency group call made by a talkgroup.
Busy Emergency Calls FDMA	The count of all emergency FDMA group calls made by a talkgroup that received a busy.
Busy Emergency Calls TDMA	The count of all emergency TDMA group calls made by a talkgroup that received a busy.
Busy Emergency Calls MIXED	The count of all emergency MIXED group calls made by a talkgroup that received a busy.
Busy Emergency Call Duration FDMA	The sum of the call length (in seconds) of each FDMA emergency group call made by a talkgroup that received a busy.
Busy Emergency Call Duration TDMA	The sum of the call length (in seconds) of each TDMA emergency group call made by a talkgroup that received a busy.
Busy Emergency Call Duration MIXED	The sum of the call length (in seconds) of each MIXED emergency group call made by a talkgroup that received a busy.
Number of Group Text Messages	Number of attempted group text messages on this talkgroup.

Table continued...

Statistic Name	Description
Average Group Text Message Size	Average number of bytes in the group text messages attempted on this talkgroup.
Group Text Message Size	Size of group text messages on this talkgroup in bytes.

3.5.6

Radio User Statistics for Custom Reports



NOTICE: The call count statistics for Group Calls, Busy Group Calls, Private Calls, Busy Private Calls, Phone Calls, Busy Phone Calls, and Total Active and Busy Group Call Duration are incremented only after a call is completed. If a call is active during a change of interval, the duration gets modified at the change of interval, but the count does not. As a result, these statistics may be inaccurate for short interval lengths where calls span the interval boundary.

Table 24: Radio User Statistics for Custom Reports

Statistic Name	Description
Total PTTs	The count of all Push-to-talks generated by all calls made by a radio user.
Total Active Calls	The count of all group calls, private calls, and phone calls made by a radio user.
Total Active Duration	The sum of the call length (in seconds) of each group calls, private calls, and phone call made by a radio user.
Average Calls Duration	The average call length (in seconds) of each group calls, private calls, and phone call made by a radio user.
Total Busy Calls	The count of all group calls, private calls, and phone calls made by a radio user that received a busy.
Total Busy Call Duration	The sum of the call length (in seconds) of each group call, private call, and phone call made by a radio user that received a busy.
Group Calls	The count of all group calls made by a radio user.
Group Call Duration	The sum of the call length (in seconds) of each group call made by a radio user.
Busy Group Calls	The count of all group calls made by a radio user that received a busy.
Busy Group Call Duration	The sum of the call length (in seconds) of each group call made by a radio user that received a busy.
Private Calls	The count of all private calls participated in by a radio user.
Private Call Duration	The sum of the call lengths (in seconds) divided by 2 of each private call participated in by a radio user.
Busy Private Calls	The count of all private calls made by a radio user that received a busy.
Busy Private Call Duration	The sum of the call length (in seconds) of each private call made by a radio user that received a busy.
Phone Calls	The count of all phone calls made by a radio user.

Table continued...

Statistic Name	Description
Phone Call Duration	The sum of the call length (in seconds) of each phone call made by a radio user.
Busy Phone Calls	The count of all phone calls made by a radio user that received a busy.
Busy Phone Call Duration	The sum of the call length (in seconds) of each phone call made by a radio user that received a busy.
Total Active and Busy Group Calls	The number of Active and Busy calls for this radio user.
Total Active and Busy Group Call Duration	The total time for calls for this radio user had active and busy resources. The duration is just the time the call had both active and busy resources and is not the entire duration of the call.

3.5.7

Talkgroup at Site Statistics for Custom Reports

Table 25: Talkgroup Statistics for Custom Reports

Statistic Name	Description
Call Count Site (x)	The number of active calls made by a talkgroup received at a Site (x) - up to 150 Sites.
Call Duration Site (x)	The sum of the length of active calls (in seconds) made by a talkgroup received at a Site (x) - up to 150 Sites.



NOTICE:

To check the number of active calls at a particular site, you need to check it in the appropriate SITE ID DECADE.

SITE ID DECADE can have values from 1 to 15. SITE ID DECADE 1 refers to sites with id from 1 to 10, SITE ID DECADE 2 refers to sites with id from 11 to 20, SITE ID DECADE 3 refers to sites with id from 21 to 30, etc.